

Metadata Downloaded from

Wave 1 Employment history (half of year 1) Dataset

The logo for Closers Discovery features the word "closers" in a bold, lowercase sans-serif font, with a period following it. Below "closers" is the word "Discovery" in a bold, uppercase sans-serif font. To the right of the text is a cluster of five overlapping circles in purple, pink, blue, green, and yellow.

<https://discovery.closer.ac.uk/>

Licensed under the Non-Commercial Government Licence

<http://www.nationalarchives.gov.uk/doc/non-commercial-government-licence/version/2/>

Table of Contents

Wave 1 Employment history (half of year 1) Dataset	3
us1_a_empstat.pidp - cross-wave person identifier (public release)	3
us1_a_empstat.a_hidp - household identifier (public release)	3
us1_a_empstat.a_pno - person number	3
us1_a_empstat.a_hhorig - sample origin	3
us1_a_empstat.a_memorig - Sample origin, individual	4
us1_a_empstat.a_psu - Primary sampling unit	4
us1_a_empstat.a_strata - Strata	4
us1_a_empstat.a_sampst - Sample status	5
us1_a_empstat.a_spellno - spellno	5
us1_a_empstat.a_leshst - employment status	5
us1_a_empstat.a_leshem - month employment status started	6
us1_a_empstat.a_leshsy4 - year employment status started	6
us1_a_empstat.a_pj1semp - employed or self-employed, first job	7
us1_a_empstat.a_pj1boss - hired employees, first job	7
us1_a_empstat.a_pj1mngn - managerial duties, first job	7
us1_a_empstat.a_pj1soc90 - First job: SOC 1990	8
us1_a_empstat.a_pj1soc90_cc - First job: SOC 1990, condensed	10
us1_a_empstat.a_pj1soc00 - First job: SOC 2000	12
us1_a_empstat.a_pj1soc00_cc - First job: SOC 2000, condensed	14
us1_a_empstat.a_pj1soc10 - First job: SOC 2010	16
us1_a_empstat.a_pj1soc10_cc - First job: SOC 2010, condensed	18



Wave 1 Employment history (half of year 1) Dataset

Title	Wave 1 Employment history (half of year 1) Dataset
Alternate title	us1_a_empstat
File Name	UKDA-SN-6614-12
Case Quantity	50198
Variable Count	21

closer:sourceFileName

us1_a_empstat



us1_a_empstat.pidp - cross-wave person identifier (public release)

Type	Numeric
------	---------

Valid	Invalid	Minimum	Maximum	Mean
50198	0	68001367	410607815	235907407.31



us1_a_empstat.a_hidp - household identifier (public release)

Type	Numeric
------	---------

Valid	Invalid	Minimum	Maximum	Mean
50198	0	68001363	410607803	235907401.77



us1_a_empstat.a_pno - person number

Type	Numeric
------	---------

Valid	Invalid	Minimum	Maximum	Mean
50198	0	1	9	1.39



us1_a_empstat.a_hhorig - sample origin

Type	Code
------	------

			Frequency
Valid	1	ukhls gb 2009-10	42,574
	2	ukhls ni 2009-10	3,266
	3	bhps gb 1991	
	4	bhps sco 1999	
	5	bhps wal 1999	
	6	bhps ni 2001	
	7	ukhls emboost 2009-10	4,358
	11	ip original sample 2008	
	12	ip4 refreshment sample 2011	

Missing	-9	missing	
	-8	inapplicable	
	-7	proxy respondent	
	-2	refusal	
	-1	don't know	

Valid	Invalid	Minimum	Maximum	Mean
50198	0	1	7	1.59

 us1_a_empstat.a_memorig - Sample origin, individual

Type	Code
------	------

			Frequency
Valid	1	ukhls gb 2009-10	42,574
	2	ukhls ni 2009-10	3,266
	3	bhps gb 1991	
	4	bhps sco 1999	
	5	bhps wal 1999	
	6	bhps ni 2001	
	7	ukhls emboost 2009-10	4,358
	8	ukhls iemb 2014-15	
Missing	-9	missing	
	-8	inapplicable	
	-2	refusal	
	-1	don't know	


Valid	Invalid	Minimum	Maximum	Mean
50198	0	1	7	1.59

 us1_a_empstat.a_psu - Primary sampling unit

Type	Code
------	------

			Frequency
Missing	-9	missing	
	-8	inapplicable	
	-7	proxy and/or phone	
	-2	refusal	
	-1	don't know	

Valid	Invalid	Minimum	Maximum	Mean
50198	0	2004	51007	4224.48


 us1_a_empstat.a_strata - Strata

Type	Code
------	------

		Frequency
--	--	-----------

Missing	-9	missing	
	-8	inapplicable	
	-7	proxy and/or phone	
	-2	refusal	
	-1	don't know	


Valid	Invalid	Minimum	Maximum	Mean
50198	0	2002	4228	2763.67

 us1_a_empstat.a_sampst - Sample status

Type	Code
------	------

			Frequency
Valid	1	osm	49,569
	2	psm	14
	3	tsm	615
Missing	-9	missing	
	-8	inapplicable	
	-2	refusal	
	-1	don't know	

Valid	Invalid	Minimum	Maximum	Mean
50198	0	1	3	1.03

 us1_a_empstat.a_spellno - spellno

Type	Numeric
------	---------

Valid	Invalid	Minimum	Maximum	Mean
50198	0	1	31	3.43


 us1_a_empstat.a_leshst - employment status

Type	Code
qi_hhgrid_w1_employ	Is [NAME] in paid employment?
qi_employmentstatushistory_w1_leshst	Which description on this card [comes closest to what you first did after leaving full-time education]{LESHST = FIRST SPELL}/[best describes what you did next, even if it was only for a month?]{LESHST = SECOND SPELL ONWARDS}

		Frequency
--	--	-----------

Valid	0	current status reached, no further changes	11,310
	1	self-employed	1,735
	2	full-time employed	16,544
	3	part-time employed	5,068
	4	unemployed	3,355
	5	retired	2,207
	6	maternity leave	2,081
	7	looking after family or home	3,926
	8	full-time student/at school	1,279
	9	long-term sick or disabled	810
	10	on a government training scheme	451
	11	national service/war service	260
	12	something else	1,022
Missing	-9	missing	
	-8	inapplicable	
	-2	refusal	35
	-1	don't know	115

Valid	Invalid	Minimum	Maximum	Mean
50048	150	0	12	3.03

 us1_a_empstat.a_leshem - month employment status started

Type	Code
qi_employmentstathistory_w1_leshem	When did you start this period of being [LESHST]? PLEASE ENTER THE MONTH

			Frequency
Missing	-9	missing	1
	-8	inapplicable	11,460
	-2	refusal	15
	-1	don't know	2,273

Valid	Invalid	Minimum	Maximum	Mean
36449	13749	1	17	7.4

 us1_a_empstat.a_leshsy4 - year employment status started

Type	Code
qi_employmentstathistory_w1_leshsy4	When did you start this period of being [LESHST]? PLEASE ENTER THE YEAR

			Frequency
Missing	-9	missing	17
	-8	inapplicable	11,460
	-2	refusal	3
	-1	don't know	358

Valid	Invalid	Minimum	Maximum	Mean
38360	11838	1922	2009	1986.75

us1_a_empstat.a_pj1semp - employed or self-employed, first job

Type	Code
------	------

			Frequency
Valid	1	yes	10,246
	2	no	250
Missing	-9	missing	
	-8	inapplicable	39,702
	-2	refusal	
	-1	don't know	

Valid	Invalid	Minimum	Maximum	Mean
10496	39702	1	2	1.02

us1_a_empstat.a_pj1boss - hired employees, first job

Type	Code
------	------

qi_employmentstatshistory_w1_pj1boss Did you have any employees?

			Frequency
Valid	1	yes	38
	2	no	211
Missing	-9	missing	1
	-8	inapplicable	49,948
	-2	refusal	
	-1	don't know	

Valid	Invalid	Minimum	Maximum	Mean
249	49949	1	2	1.85

us1_a_empstat.a_pj1mngr - managerial duties, first job

Type	Code
------	------

qi_employmentstatshistory_w1_pj1mng Did you have any managerial duties or were you supervising any other employees?

			Frequency
Valid	1	yes	954
	2	no	9,291
Missing	-9	missing	
	-8	inapplicable	39,952
	-2	refusal	
	-1	don't know	1

Valid	Invalid	Minimum	Maximum	Mean
-------	---------	---------	---------	------

10245	39953	1	2	1.91
-------	-------	---	---	------


 us1_a_empstat.a_pj1soc90 - First job: SOC 1990

Type	Code
	Frequency

Valid	100	General administrators; national government (Assistant Secretary/Grade 5 and above)	
	101	General Managers; large companies and organisations	
	102	Local government officers (administrative and executive functions)	3
	103	General administrators; national government (HEO to Senior Principal/Grade 6)	12
	110	Production, works and maintenance managers	60
	111	Managers in building contracting	8
	112	Clerks of works	
	113	Managers in mining and energy industries	3
	120	Treasurers and company financial managers	18
	121	Marketing and sales managers	163
	122	Purchasing managers	4
	123	Advertising and public relations managers	77
	124	Personnel, training and industrial relations managers	54
	125	Organisation and methods and work study managers	5
	126	Computer systems and data processing managers	14
	127	Company secretaries	7
	130	Credit controllers	22
	131	Bank, Building Society and Post Office managers (except self-employed)	55
	132	Civil service executive officers government	70
	139	Other financial institutions and office managers n.e.c.	305
	140	Transport managers n.e.c.	32
	141	Stores controllers	28
	142	Managers in warehousing and other materials handling	4
	150	Officers in UK armed forces	36
	151	Officers in foreign and Commonwealth armed forces	
	152	Police officer (inspector and above)	
	153	Fire service officers (station officer and above)	
	154	Prison officers (principal officer and above)	
	155	Customs and excise, immigration	

Missing	-9	missing	11
	-8	inapplicable	1,862
	-7	proxy respondent	
	-2	refusal	
	-1	don't know	

Valid	Invalid	Minimum	Maximum	Mean
48325	1873	102	999	557.44

 us1_a_empstat.a_pj1soc90_cc - First job: SOC 1990, condensed

Type	Code
	Frequency

Valid	10	General managers and administrators in national and local government, large companies and organisation	15
	11	Production managers in manufacturing, construction, mining and energy industries	71
	12	Specialist managers	342
	13	Financial institution and office managers, civil service executive officers	452
	14	Managers in transport and storing	64
	15	Protective service officers	36
	16	Managers in farming, horticulture, forestry and fishing	215
	17	Manager, and proprietors in service industries	724
	19	Managers and administrators n.e.c.	153
	20	Natural scientists	375
	21	Engineers and technologists	425
	22	Health professional	404
	23	Teaching professionals	1,836
	24	Legal professionals	149
	25	Business and financial professionals	127
	26	Architects and surveyors	112
	27	Librarians and related professionals	15
	29	Professional occupations n.e.c.	138
	30	Scientific technicians	541
	31	Draughtspersons, quantity surveyors and other surveyors	210
	32	Computer analysts /programmers	276
	33	Ship and aircraft officers, air traffic planners and controllers	65
	34	Health associate professionals	1,371
	35	Legal associate professionals	16
	36	Business and financial associate professionals	184
	37	Social welfare associate professionals	192
	38	Literary, artistic and sports professional	839
	39	Associate professional occupations n.e.c.	276
	40	Administrative /clerical officers and assistants in civil service and local government	801
	41	Numerical clerks and cashiers	2,610

Missing	-9	missing	11
	-8	inapplicable	1,862
	-7	proxy respondent	
	-2	refusal	
	-1	don't know	

Valid	Invalid	Minimum	Maximum	Mean
48325	1873	10	99	55.51


 us1_a_empstat.a_pj1soc00 - First job: SOC 2000

Type	Code
	Frequency

Valid	1111	Senior officials (national governments)	
	1112	Directors and chief executives (major organisations)	
	1113	Senior officials (local government)	
	1114	Senior officials (special interest organisations)	23
	1121	Production, works and maintenance managers	60
	1122	Managers in building and contracting	3
	1123	Managers in mining and energy	3
	1131	Financial managers and chartered secretaries	18
	1132	Marketing and sales managers	57
	1133	Purchasing managers	
	1134	Advertising and public relations managers	
	1135	Personnel, training and industrial relations managers	22
	1136	Information and communications technology managers	14
	1137	Research and development managers	7
	1141	Quality assurance managers	2
	1142	Customer care managers	15
	1151	Financial institution managers	40
	1152	Office managers	8
	1161	Transport and distribution managers	30
	1162	Stores and warehouse managers	13
	1163	Retail and wholesale managers	222
	1171	Officers in armed forces	36
	1172	Police officers (inspectors and above)	
	1173	Senior officers in fire, ambulance, prison and related services	
	1174	Security managers	3
	1181	Hospital and health service managers	
	1182	Pharmacy managers	
	1183	Healthcare practice managers	4
	1184	Social services managers	
	1185	Residential and day care managers	6
1211	Farm managers	5	
1212	Natural environment and conservation managers		
1219	Managers in animal husbandry,		

Missing	-9	missing	11
	-8	inapplicable	1,862
	-7	proxy respondent	
	-2	refusal	
	-1	don't know	

Valid	Invalid	Minimum	Maximum	Mean
48325	1873	1114	9259	5875.4

 us1_a_empstat.a_pj1soc00_cc - First job: SOC 2000, condensed

Type	Code
	Frequency

Valid	111	Corporate managers and senior officials	23
	112	Production managers	66
	113	Functional managers	118
	114	Quality and customer care managers	17
	115	Financial institution and office managers	48
	116	Managers in distribution, storage and retailing	265
	117	Protective service officers	39
	118	Health and social services managers	10
	121	Managers in farming, horticulture, forestry and services	5
	122	Managers and proprietors in hospitality and leisure services	214
	123	Managers and proprietors in other service industries	279
	211	Science professionals	270
	212	Engineering professionals	358
	213	Information and communication technology professionals	269
	221	Health professionals	426
	231	Teaching professionals	1,785
	232	Research professionals	263
	241	Legal professionals	149
	242	Business and statistical professionals	107
	243	Architects, town planners, surveyors	152
	244	Public service professionals	102
	245	Librarians and related professionals	85
	311	Science and engineering technicians	395
	312	Draughtspersons and building inspectors	322
	313	It service delivery occupations	129
	321	Health associate professionals	1,195
	322	Therapists	122
	323	Social welfare associate professionals	131
	331	Protective service occupations	326
	341	Artistic and literary occupations	234
	342	Design associate professionals	249
	343	Media associate professionals	230
344	Sports and fitness occupations	170	
351	Transport associate professionals	67	
352	Legal associate professionals	16	

Missing	-9	missing	11
	-8	inapplicable	1,862
	-7	proxy respondent	
	-2	refusal	
	-1	don't know	

Valid	Invalid	Minimum	Maximum	Mean
48325	1873	111	925	587.2


 us1_a_empstat.a_pj1soc10 - First job: SOC 2010

Type	Code
	Frequency

Valid	1115	Chief executives and senior officials	
	1116	Elected officers and representatives	
	1121	Production managers and directors in manufacturing	54
	1122	Production managers and directors in construction	3
	1123	Production managers and directors in mining and energy	3
	1131	Financial managers and directors	18
	1132	Marketing and sales directors	8
	1133	Purchasing managers and directors	
	1134	Advertising and public relations directors	
	1135	Human resource managers and directors	19
	1136	Information technology and telecommunications directors	
	1139	Functional managers and directors n.e.c.	23
	1150	Financial institution managers and directors	27
	1161	Managers and directors in transport and distribution	30
	1162	Managers and directors in storage and warehousing	10
	1171	Officers in armed forces	36
	1172	Senior police officers	
	1173	Senior officers in fire, ambulance, prison and related services	
	1181	Health services and public health managers and directors	
	1184	Social services managers and directors	
	1190	Managers and directors in retail and wholesale	205
	1211	Managers and proprietors in agriculture and horticulture	5
	1213	Managers and proprietors in forestry, fishing and related services	
	1221	Hotel and accommodation managers and proprietors	45
	1223	Restaurant and catering establishment managers and proprietors	66
	1224	Publicans and managers of licensed premises	8
	1225	Leisure and sports managers	4

Missing	-9	missing	
	-8	inapplicable	1,862
	-7	proxy respondent	
	-2	refusal	
	-1	don't know	

Valid	Invalid	Minimum	Maximum	Mean
48336	1862	1121	9279	5854.33

 us1_a_empstat.a_pj1soc10_cc - First job: SOC 2010, condensed

Type	Code
	Frequency

Valid	111	Chief Executives and Senior Officials	
	112	Production Managers and Directors	60
	113	Functional Managers and Directors	68
	115	Financial Institution Managers and Directors	27
	116	Managers and Directors in Transport and Logistics	40
	117	Senior Officers in Protective Services	36
	118	Health and Social Services Managers and Directors	
	119	Managers and Directors in Retail and Wholesale	205
	121	Managers and Proprietors in Agriculture Related Services	5
	122	Managers and Proprietors in Hospitality and Leisure Services	123
	124	Managers and Proprietors in Health and Care Services	10
	125	Managers and Proprietors in Other Services	224
	211	Natural and Social Science Professionals	450
	212	Engineering Professionals	315
	213	Information Technology and Telecommunications Professionals	281
	214	Conservation and Environment Professionals	13
	215	Research and Development Managers	7
	221	Health Professionals	461
	222	Therapy Professionals	104
	223	Nursing and Midwifery Professionals	1,095
	231	Teaching and Educational Professionals	1,783
	241	Legal Professionals	149
	242	Business, Research and Administrative Professionals	239
	243	Architects, Town Planners and Surveyors	167
	244	Welfare Professionals	81
	245	Librarians and Related Professionals	85
	246	Quality and Regulatory Professionals	30
	247	Media Professionals	82
	311	Science, Engineering and	511

Missing	-9	missing	
	-8	inapplicable	1,862
	-7	proxy respondent	
	-2	refusal	
	-1	don't know	

Valid	Invalid	Minimum	Maximum	Mean
48336	1862	112	927	585.06