

Metadata Downloaded from

Wave 3 Youth self completion questionnaire data
Dataset  closer
Discovery

<https://discovery.closer.ac.uk/>

Licensed under the Non-Commercial Government Licence

<http://www.nationalarchives.gov.uk/doc/non-commercial-government-licence/version/2/>

Table of Contents

Wave 3 Youth self completion questionnaire data Dataset.....	7
us3_c_youth.pidp - cross-wave person identifier (public release)	7
us3_c_youth.pid - personal identifier (BHPS cohort)	7
us3_c_youth.c_hidp - household identifier (public release)	7
us3_c_youth.c_pno - person number	7
us3_c_youth.c_hhorig - Sample origin, household	8
us3_c_youth.c_memorig - Sample origin, individual	8
us3_c_youth.c_psu - Primary sampling unit	8
us3_c_youth.c_strata - Strata	9
us3_c_youth.c_sampst - Sample status	9
us3_c_youth.c_ivfio - individual interview outcome	9
us3_c_youth.c_sex - sex	11
us3_c_youth.c_dvage - age	11
us3_c_youth.c_ypdobm - date of birth - month	11
us3_c_youth.c_ypdoby - date of birth - year	11
us3_c_youth.c_ypsex - sex of respondent	12
us3_c_youth.c_ypcomp - ever use a computer at home?	12
us3_c_youth.c_yppchwh - how often do you use a computer at home for doing schoolwork or course work?	12
us3_c_youth.c_ypcpgs - how many hours do you spend using the computer at home for playing games on a	13
us3_c_youth.c_ypcintnt - how often do you use the computer at home for connecting to the internet, inc	13
us3_c_youth.c_ypsocweb - do you belong to a social web-site such as bebo, facebook or myspace? 14	
us3_c_youth.c_ypnetcht - how many hours do you spend playing games on a games console on a normal scho	14
us3_c_youth.c_ypconsol - do you or anyone else in your house have a games console such as playstation,	15
us3_c_youth.c_ypconstm - how many hours do you spend playing games on a games console on a normal scho	15
us3_c_youth.c_yptvvidhrs - how many hours do you spend watching tv, including video and dvds, on a norma	16
us3_c_youth.c_ypmobu - do you have your own personal mobile phone?	16
us3_c_youth.c_ypnpal - how many close friends do you have?	16
us3_c_youth.c_ypeatlivu - in the past 7 days how many times have you eaten an evening meal together wit	17
us3_c_youth.c_ypfamsup - do you feel supported by your family, that is the people who live with you? 17	
us3_c_youth.c_yppupset - who would you turn to first within your family?	18
us3_c_youth.c_yplate - in the past month, how many times have you stayed out after 9.00pm at night w	18
us3_c_youth.c_ypsibling - do you have any brothers or sisters living with you at home?	19

us3_c_youth.c_ypsibhit - brothers/sisters hit, kick or push you	19
us3_c_youth.c_ypsibsteal - brothers/sisters take your belongings	20
us3_c_youth.c_ypsibverab - brothers/sisters call you nasty names	20
us3_c_youth.c_ypsibtease - brothers/sisters make fun of you	21
us3_c_youth.c_yphitsib - hit, kick or push brothers/sisters	21
us3_c_youth.c_ypstealsib - take belongings of brothers/sisters	22
us3_c_youth.c_ypverabsib - call brothers/sisters nasty names	22
us3_c_youth.c_ypsteasesib - make fun of brothers/sisters	23
us3_c_youth.c_ypargm - how often do you quarrel with your mother?	23
us3_c_youth.c_ypargf - how often do you quarrel with your father?	24
us3_c_youth.c_yptlkm - how often do you talk to your mother, about things that matter to you?	24
us3_c_youth.c_yptlkf - how often do you talk to your father, about things that matter to you?...	25
us3_c_youth.c_ypstephas - do you have a step-mother or father, or someone like this, living at home wit	25
us3_c_youth.c_ypsteprel - how would you rate your relationship with your step-mother or father, or othe	26
us3_c_youth.c_ypsdaq - i try to be nice to other people, i care about their feelings	26
us3_c_youth.c_ypsdaqb - i am restless, i cannot stay still for long	27
us3_c_youth.c_ypsdaqc - i get a lot of headaches, stomach-aches or sickness	27
us3_c_youth.c_ypsdaqd - i usually share with others (food, games, pens, etc.)	27
us3_c_youth.c_ypsdaqe - i get very angry and often lose my temper	28
us3_c_youth.c_ypsdaqf - i am usually on my own. i generally play alone or keep to myself	28
us3_c_youth.c_ypsdaqg - i usually do as i am told	29
us3_c_youth.c_ypsdaqh - i worry a lot	29
us3_c_youth.c_ypsdaqj - i am helpful if someone is hurt, upset or feeling ill	30
us3_c_youth.c_ypsdaqk - i am constantly fidgeting or squirming	30
us3_c_youth.c_ypsdaql - i have one good friend or more	31
us3_c_youth.c_ypsdaqm - i fight a lot. i can make other people do what i want	31
us3_c_youth.c_ypsdaqn - i am often unhappy, down-hearted or tearful	32
us3_c_youth.c_ypsdaqo - other people my age generally like me	32
us3_c_youth.c_ypsdaqp - i am easily distracted, i find it difficult to concentrate	33
us3_c_youth.c_ypsdaqq - i am nervous in new situations. i easily lose confidence	33
us3_c_youth.c_ypsdaqr - i am kind to younger children	33
us3_c_youth.c_ypsdaqs - i am often accused of lying or cheating	34
us3_c_youth.c_ypsdaqt - other children or young people pick on me or bully me	34
us3_c_youth.c_ypsdaqu - i often volunteer to help others (parents, teachers, children)	35
us3_c_youth.c_ypsdaqv - i think before i do things	35
us3_c_youth.c_ypsdaqw - i take things that are not mine from home, school or elsewhere	36
us3_c_youth.c_ypsdaqx - i get on better with adults than with people my own age	36
us3_c_youth.c_ypsdaqy - i have many fears, i am easily scared	37

us3_c_youth.c_ypsdqy - i finish the work i m doing.....	37
us3_c_youth.c_yphsw - how feel about school work.....	38
us3_c_youth.c_yphap - how feel about appearance.....	38
us3_c_youth.c_yphfm - how feel about family.....	39
us3_c_youth.c_yphfr - how feel about friends.....	39
us3_c_youth.c_yphsc - how feel about school go to.....	39
us3_c_youth.c_yphlf - how feel about life as a whole.....	40
us3_c_youth.c_ypllknbrd - do you like living in this neighbourhood?.....	40
us3_c_youth.c_ypcrwa - how much do you worry that you might be a victim of a crime?.....	41
us3_c_youth.c_ypcrwrw - how safe would you feel walking alone in this area after dark?.....	41
us3_c_youth.c_ypacvwell - how important do you think it is for you to do well in your gcse exams or sta.....	42
us3_c_youth.c_yplvsc2do - what would you most like to do when you are 16?.....	42
us3_c_youth.c_yp2uni - would you like to go on to do further full-time education at a college or uni	43
us3_c_youth.c_yptruant - in the last 12 months, have you ever played truant?.....	43
us3_c_youth.c_ypparsch - my parents are interested in how i do at school.....	43
us3_c_youth.c_yppareve - my parents come to school parents evenings.....	44
us3_c_youth.c_ypotrmisb - how often do other pupils at school misbehave or cause trouble in your classe.....	44
us3_c_youth.c_ypmisbsch - how often would you say you yourself misbehave or cause trouble in your class.....	45
us3_c_youth.c_yprpbulli - how often do you get physically bullied at school?.....	45
us3_c_youth.c_ypfrobulli - how often do you get bullied in other ways at school?.....	46
us3_c_youth.c_yprpbully - do you physically bully other children at school?.....	46
us3_c_youth.c_ypfrobully - how often do you bully children in other ways at school?.....	47
us3_c_youth.c_ypsave - which of the following describes what you usually do with your money?47	
us3_c_youth.c_yppkmp - how much money did you receive last week to spend on yourself?.....	48
us3_c_youth.c_ypwklw - did you do any paid work last week?.....	48
us3_c_youth.c_ypwhrs - how many hours paid work did you do last week?.....	49
us3_c_youth.c_yppay - how many hours paid work did you do last week?.....	49
us3_c_youth.c_ypcare - do you look after anyone who lives here with you on a regular basis?.....	49
us3_c_youth.c_ypcawho1 - who do you look after?: mother/father.....	50
us3_c_youth.c_ypcawho2 - who do you look after?: grandfather/grandmother.....	50
us3_c_youth.c_ypcawho3 - who do you look after?: brother/sister.....	50
us3_c_youth.c_ypcawho4 - who do you look after?: another adult relative.....	51
us3_c_youth.c_ypcawho5 - who do you look after?: another adult who is not a relative.....	51
us3_c_youth.c_ypcawho6 - who do you look after?: another child relative.....	52
us3_c_youth.c_ypcawho7 - who do you look after?: another child who is not a relative.....	52
us3_c_youth.c_ypcahrs - about how many hours a week would you say that you usually spend looking afte.....	52
us3_c_youth.c_ypcasch - how often do you have to miss school to do this?.....	53

us3_c_youth.c_yppedwk - how many days in a usual week do you eat fast food?.....	53
us3_c_youth.c_yppfd - how many days in a usual week to you eat crisps or sweets or have fizzy drink	54
us3_c_youth.c_ypevrsmo - do you ever smoke cigarettes at all?.....	54
us3_c_youth.c_ypsmofrq - statement that describes you best - smoking.....	54
us3_c_youth.c_ypfralco - do you have any friends who drink alcohol regularly, that is at least once a	55
us3_c_youth.c_ypevalc - have you ever had an alcoholic drink?.....	55
us3_c_youth.c_ypregalco - and would you say that you drink regularly, that is at least once a week?	56
us3_c_youth.c_ypdklm - how many times in the last four weeks have you had an alcoholic drink?56	
us3_c_youth.c_ypfght - how often in the past month have you had a fight with someone that involved p	
.....	57
us3_c_youth.c_ypvand - in the past year, have you deliberately broken or damaged property that didn	57
us3_c_youth.c_ypshop - in the past year, have you deliberately broken or damaged property that didn	57
us3_c_youth.c_yprace - which of the following groups do you think you belong to?.....	58
us3_c_youth.c_ypreliggb - what is your religion?.....	59
us3_c_youth.c_ypvte3gb - which political party would you vote for?.....	59
us3_c_youth.c_ypreligni - what is your religion (ni)?.....	60
us3_c_youth.c_ypvte3ni - which political party would you vote for?.....	60
us3_c_youth.c_ypvte6 - how interested are you in politics?.....	61
us3_c_youth.c_yplvhm - at what age would you like to leave home?.....	61
us3_c_youth.c_ypsoc90 - future occupation (soc 90).....	62
us3_c_youth.c_ypsoc00 - future occupation (soc2000).....	64
us3_c_youth.c_ypsoc10 - future occupation (soc2010).....	66
us3_c_youth.c_fnpid - Natural father: PIDP.....	68
us3_c_youth.c_mnpid - Natural mother: PIDP.....	68
us3_c_youth.c_pn1pid - Natural parent 1: PIDP.....	68
us3_c_youth.c_pn1pno - Natural parent 1: PNO.....	68
us3_c_youth.c_pn1sex - Natural parent 1: Sex.....	69
us3_c_youth.c_pn2pid - Natural parent 2: PIDP.....	69
us3_c_youth.c_pn2pno - Natural parent 2: PNO.....	69
us3_c_youth.c_pn2sex - Natural parent 2: Sex.....	70
us3_c_youth.c_pns1pid - Nat/step/adopt parent 1: PIDP.....	70
us3_c_youth.c_pns1pno - Nat/step/adopt parent 1: PNO.....	70
us3_c_youth.c_pns1sex - Nat/step/adopt parent 1: Sex.....	71
us3_c_youth.c_pns2pid - Nat/step/adopt parent 2: PIDP.....	71
us3_c_youth.c_pns2pno - Nat/step/adopt parent 2: PNO.....	71
us3_c_youth.c_pns2sex - Nat/step/adopt parent 2: Sex.....	71
us3_c_youth.c_grfpid - Grand father: PIDP.....	72
us3_c_youth.c_grmpid - Grand mother: PIDP.....	72
us3_c_youth.c_sex_dv - Sex, derived.....	72
us3_c_youth.c_age_dv - Age, derived from dob_dv and intdat_dv.....	73

us3_c_youth.c_ethn_dv - Ethnic group (derived from multiple sources)	73
us3_c_youth.c_intdatd_dv - Interview date: Day, derived	74
us3_c_youth.c_intdatm_dv - Interview date: Month, derived	74
us3_c_youth.c_intdaty_dv - Interview date: Year, derived	74
us3_c_youth.c_dobm_dv - DOB: Month, derived	74
us3_c_youth.c_doby_dv - DOB: Year, derived	75
us3_c_youth.c_npn_dv - Number of R's natural parents in hh	75
us3_c_youth.c_npns_dv - Number of R's nat/step/adopt parents in hh	75
us3_c_youth.c_ngrp_dv - Number of R's grandparents in hh	75
us3_c_youth.c_nnsib_dv - Number of R's natural siblings in hh	76
us3_c_youth.c_nnsib_dv - Number of R's nat/step/adopt siblings in hh	76
us3_c_youth.c_ypsdqes_dv - SDQ Subscale: Emotional Symptoms	76
us3_c_youth.c_ypsdqcp_dv - SDQ Subscale: Conduct Problems	77
us3_c_youth.c_ypsdqha_dv - SDQ Subscale: Hyperactivity/Inattention	77
us3_c_youth.c_ypsdqpp_dv - SDQ Subscale: Peer Relationship Problems	77
us3_c_youth.c_ypsdqps_dv - SDQ Subscale: Prosocial	77
us3_c_youth.c_ypsdqtd_dv - SDQ Total Difficulties Score	78
us3_c_youth.c_yprelig_dv - Religion: condensed GB-NI version	78
us3_c_youth.c_country - Country of residence	78
us3_c_youth.c_gor_dv - Government Office Region	79
us3_c_youth.c_urban_dv - Urban or rural area, derived	79
us3_c_youth.c_hhresp_dv - Household response status	80
us3_c_youth.c_agegr5_dv - Age group (DVAGE): 5 year intervals	80
us3_c_youth.c_agegr10_dv - Age group (DVAGE): 10 year intervals	81
us3_c_youth.c_agegr13_dv - Age group (DVAGE): 13 categories	81
us3_c_youth.c_buno_dv - benefit unit number	82
us3_c_youth.c_adresp15_dv - PNO of person responsible for child under 16	82
us3_c_youth.c_rach16_dv - Whether responsible for child under 16	82
us3_c_youth.c_hrpid - Household reference person: PIDP	82
us3_c_youth.c_hrpno - Household reference person: PNO	82
us3_c_youth.c_fnpno - Natural father: PNO	83
us3_c_youth.c_fnspid - Nat/step/adopt father: PIDP	83
us3_c_youth.c_fnspno - Nat/step/adopt father: PNO	83
us3_c_youth.c_mnpno - Natural mother: PNO	83
us3_c_youth.c_mnspid - Nat/step/adopt mother: PIDP	84
us3_c_youth.c_mnspno - Nat/step/adopt mother: PNO	84
us3_c_youth.c_grfpno - Grand father: PNO	84
us3_c_youth.c_grmpno - Grand father: PNO	85
us3_c_youth.c_ythscub_xw - combined cross-sectional youth interview weight	85



Wave 3 Youth self completion questionnaire data Dataset

Title	Wave 3 Youth self completion questionnaire data Dataset
Alternate title	us3_c_youth
File Name	UKDA-SN-6614-12
Case Quantity	4426
Variable Count	184

closer:sourceFileName

us3_c_youth



us3_c_youth.pidp - cross-wave person identifier (public release)

Type	Numeric			
Valid	Invalid	Minimum	Maximum	Mean
4426	0	68029935	1634567711	764061593.13



us3_c_youth.pid - personal identifier (BHPS cohort)

Type	Code			
Missing	-9	missing	Frequency	
	-8	inapplicable	3,440	
	-2	refusal		
	-1	don't know		
Valid	Invalid	Minimum	Maximum	Mean
986	3440	50376888	188298878	100991044.41



us3_c_youth.c_hidp - household identifier (public release)

Type	Numeric			
Valid	Invalid	Minimum	Maximum	Mean
4426	0	68190404	1639650004	766834068.01



us3_c_youth.c_pno - person number

Type	Numeric			
Valid	Invalid	Minimum	Maximum	Mean
4426	0	1	10	3.48

 us3_c_youth.c_hhorig - Sample origin, household

Type	Code
------	------

			Frequency
Valid	1	ukhls gb 2009-10	2,673
	2	ukhls ni 2009-10	126
	3	bhps gb 1991	552
	4	bhps sco 1999	123
	5	bhps wal 1999	126
	6	bhps ni 2001	210
	7	ukhls emboost 2009-10	616
	8	ukhls iemb 2014-15	
Missing	-9	missing	
	-8	inapplicable	
	-7	proxy respondent	
	-2	refusal	
	-1	don't know	

Valid	Invalid	Minimum	Maximum	Mean
4426	0	1	7	2.55

 us3_c_youth.c_memorig - Sample origin, individual

Type	Code
------	------

			Frequency
Valid	1	ukhls gb 2009-10	2,673
	2	ukhls ni 2009-10	126
	3	bhps gb 1991	552
	4	bhps sco 1999	123
	5	bhps wal 1999	126
	6	bhps ni 2001	210
	7	ukhls emboost 2009-10	616
	8	ukhls iemb 2014-15	
Missing	-9	missing	
	-8	inapplicable	
	-2	refusal	
	-1	don't know	

Valid	Invalid	Minimum	Maximum	Mean
4426	0	1	7	2.55

 us3_c_youth.c_psu - Primary sampling unit

Type	Code
------	------

			Frequency
--	--	--	-----------

Missing	-9	missing	
	-8	inapplicable	
	-7	proxy and/or phone	
	-2	refusal	
	-1	don't know	

Valid	Invalid	Minimum	Maximum	Mean
4426	0	2	51319	6495.36

us3_c_youth.c_strata - Strata

Type	Code
------	------

			Frequency
Missing	-9	missing	
	-8	inapplicable	
	-7	proxy and/or phone	
	-2	refusal	
	-1	don't know	

Valid	Invalid	Minimum	Maximum	Mean
4426	0	1	4529	2261.23

us3_c_youth.c_sampst - Sample status

Type	Code
------	------

			Frequency
Valid	1	osm	4,218
	2	psm	1
	3	tsm	207
Missing	-9	missing	
	-8	inapplicable	
	-2	refusal	
	-1	don't know	

Valid	Invalid	Minimum	Maximum	Mean
4426	0	1	3	1.09

us3_c_youth.c_ivfio - individual interview outcome

Type	Code
------	------

			Frequency
--	--	--	-----------

Valid	0	not set due to underlying data inconsistencies	
	1	full interview	
	2	proxy interview	
	3	telephone intvw	
	9	lost capi intvw	
	10	refusal	
	11	other non-intvw	
	12	moved	
	14	ill/away during survey period	
	15	too infirm/elderly	
	16	language difficulties	
	18	unknown eligibility	
	21	youth interview	4,426
	22	youth: refusal	
	23	youth: oth non-int	
	24	child under 10	
	25	youth non-interview	
	32	moved/non-int hh	
	50	refusal/non-int hh	
	51	lang prob/non-int hh	
	52	age, infirm/non-int hh	
	53	non-cont/non-int hh	
	54	out of scope/non-int hh	
	55	institutnsd/non-int hh	
	57	ill/away - non-int hhold	
	60	child <16 ref/non-int hh	
	61	chd <16 lang prob/non-int hh	
	62	chd <16 infirm/non-int hh	
	63	chd <16 non-cont/non-int hh	
	64	chd <16 o-o-scope/non-int hh	
	65	chd <16 instit/non-int hh	
	67	chd <16 ill/away - non-int hhold	
	80	tsm - no osm/psm	
81	prev wave adamant refusl		
82	l-t untrace, w-drawn		
83	withdrawn before field		
84	other ineligible		
98	other retiring		
99	dead		
Missing	-9	missing	
	-8	inapplicable	
	-2	refusal	
	-1	don't know	

Valid	Invalid	Minimum	Maximum	Mean
4426	0	21	21	21

 us3_c_youth.c_sex - sex

Type	Code
qi_hhgrid_w3_sex	INTERVIEWER: CODE SEX OF [NAME] / [FF_FORENAME] . [AT LAST INTERVIEW, SEX RECORDED AS [FF_SEX]] {IF SEXCHK = 2}

			Frequency
Valid	1	male	2,221
	2	female	2,205
Missing	-9	missing	
	-8	inapplicable	
	-2	refusal	
	-1	don't know	

Valid	Invalid	Minimum	Maximum	Mean
4426	0	1	2	1.5

 us3_c_youth.c_dvage - age

Type	Code
------	------

			Frequency
Missing	-9	missing	
	-8	inapplicable	
	-2	refusal	
	-1	don't know	

Valid	Invalid	Minimum	Maximum	Mean
4426	0	10	15	12.53

 us3_c_youth.c_ypdbm - date of birth - month

Type	Code
qi_1	Please write in your date of birth.

			Frequency
Missing	-9	missing	
	-8	inapplicable	
	-2	refusal	
	-1	don't know	

Valid	Invalid	Minimum	Maximum	Mean
4426	0	1	12	6.53

 us3_c_youth.c_ypdoby - date of birth - year

Type	Code
qi_1	Please write in your date of birth.

			Frequency
Missing	-9	missing	
	-8	inapplicable	
	-2	refusal	
	-1	don't know	

Valid	Invalid	Minimum	Maximum	Mean
4426	0	1995	2002	1998.4

us3_c_youth.c_ypsex - sex of respondent

Type	Code
qi_2	Please tick whether you are male or female.

			Frequency
Valid	1	male	2,221
	2	female	2,205
Missing	-9	missing	
	-8	inapplicable	
	-2	refusal	
	-1	don't know	

Valid	Invalid	Minimum	Maximum	Mean
4426	0	1	2	1.5

us3_c_youth.c_ypcomp - ever use a computer at home?

Type	Code
qi_3	Do you ever use a computer at home? This includes computers for playing games but not games consoles.

			Frequency
Valid	1	yes	4,348
	2	no	45
	3	don t have a computer at home	21
Missing	-9	missing	12
	-8	inapplicable	
	-2	refusal	
	-1	don't know	

Valid	Invalid	Minimum	Maximum	Mean
4414	12	1	3	1.02


us3_c_youth.c_yppchw - how often do you use a computer at home for doing schoolwork or course work?

Type	Code
------	------

qi_4	How often do you use a computer at home for doing schoolwork or course work?
------	--

			Frequency
Valid	1	every day	940
	2	at least once a week	2,142
	3	at least once a month	625
	4	less often once a month	342
	5	never	287
Missing	-9	missing	90
	-8	inapplicable	
	-2	refusal	
	-1	don't know	


Valid	Invalid	Minimum	Maximum	Mean
4336	90	1	5	2.28

 us3_c_youth.c_ypcpgs - how many hours do you spend using the computer at home for playing games on a

Type	Code
qi_5	How many hours do you spend using the computer at home for playing games on a normal school day?

			Frequency
Valid	1	none	968
	2	less than an hour	1,595
	3	1-3 hours	1,472
	4	4-6 hours	230
	5	7 or more hours	66
Missing	-9	missing	95
	-8	inapplicable	
	-2	refusal	
	-1	don't know	

Valid	Invalid	Minimum	Maximum	Mean
4331	95	1	5	2.27


 us3_c_youth.c_ypcintnt - how often do you use the computer at home for connecting to the internet, inc

Type	Code
qi_6	How often do you use the computer at home for connecting to the Internet, including for playing games?

			Frequency
--	--	--	-----------

Valid	1	every day	2,202
	2	at least once a week	1,627
	3	at least once a month	223
	4	less often once a month	128
	5	never	150
Missing	-9	missing	96
	-8	inapplicable	
	-2	refusal	
	-1	don't know	


Valid	Invalid	Minimum	Maximum	Mean
4330	96	1	5	1.71

 us3_c_youth.c_ypsocweb - do you belong to a social web-site such as bebo, facebook or myspace?

Type	Code
qi_7	Do you belong to a social web-site such as Bebo, Facebook or MySpace?

			Frequency
Valid	1	yes	3,796
	2	no	625
Missing	-9	missing	5
	-8	inapplicable	
	-2	refusal	
	-1	don't know	

Valid	Invalid	Minimum	Maximum	Mean
4421	5	1	2	1.14


 us3_c_youth.c_ypnetcht - how many hours do you spend playing games on a games console on a normal scho

Type	Code
qi_8	How many hours do you spend chatting or interacting with friends through a social web-site like that on a normal school day?

			Frequency
Valid	1	none	786
	2	less than an hour	1,528
	3	1-3 hours	1,168
	4	4-6 hours	214
	5	7 or more hours	88

Missing	-9	missing	642
	-8	inapplicable	
	-2	refusal	
	-1	don't know	


Valid	Invalid	Minimum	Maximum	Mean
3784	642	1	5	2.28

 us3_c_youth.c_yponconsol - do you or anyone else in your house have a games console such as playstation,

Type	Code
qi_9	Do you or anyone else in your house have a games console such as Playstation, X-Box, Wii or something like that?

			Frequency
Valid	1	yes	4,264
	2	no	150
Missing	-9	missing	12
	-8	inapplicable	
	-2	refusal	
	-1	don't know	


Valid	Invalid	Minimum	Maximum	Mean
4414	12	1	2	1.03

 us3_c_youth.c_yponconstm - how many hours do you spend playing games on a games console on a normal scho

Type	Code
qi_10	How many hours do you spend playing games on a games console on a normal school day?

			Frequency
Valid	1	none	1,324
	2	less than an hour	1,443
	3	1-3 hours	1,262
	4	4-6 hours	178
	5	7 or more hours	45
Missing	-9	missing	174
	-8	inapplicable	
	-2	refusal	
	-1	don't know	


Valid	Invalid	Minimum	Maximum	Mean
4252	174	1	5	2.1

 us3_c_youth.c_yptvidhrs - how many hours do you spend watching tv, including video and dvds, on a normal school day?

Type	Code
qi_11	How many hours do you spend watching TV, including video and DVDs, on a normal school day?

			Frequency
Valid	1	none	144
	2	less than an hour	972
	3	1-3 hours	2,666
	4	4-6 hours	556
	5	7 or more hours	76
Missing	-9	missing	12
	-8	inapplicable	
	-2	refusal	
	-1	don't know	

Valid	Invalid	Minimum	Maximum	Mean
4414	12	1	5	2.88

 us3_c_youth.c_ypmobu - do you have your own personal mobile phone?

Type	Code
qi_12	Do you have your own personal mobile phone?

			Frequency
Valid	1	yes	3,758
	2	no	649
Missing	-9	missing	19
	-8	inapplicable	
	-2	refusal	
	-1	don't know	

Valid	Invalid	Minimum	Maximum	Mean
4407	19	1	2	1.15


 us3_c_youth.c_ypnpal - how many close friends do you have?

Type	Code
qi_13	How many close friends do you have - friends you could talk to if you were in some kind of trouble?

			Frequency
--	--	--	-----------

Missing	-9	missing	214
	-8	inapplicable	
	-2	refusal	
	-1	don't know	


Valid	Invalid	Minimum	Maximum	Mean
4212	214	0	90	7.16

 us3_c_youth.c_ypeatlivu - in the past 7 days how many times have you eaten an evening meal together with

Type	Code
qi_scyoungadults_w3_eatlivu	In the past 7 days how many times have you eaten an evening meal together with the rest of your family who live with you?
qi_14	In the past 7 days how many times have you eaten an evening meal together with the rest of your family who live with you?

			Frequency
Valid	1	none	306
	2	1-2 times	797
	3	3-5 times	1,190
	4	6-7 times	2,112
Missing	-9	missing	21
	-8	inapplicable	
	-2	refusal	
	-1	don't know	

Valid	Invalid	Minimum	Maximum	Mean
4405	21	1	4	3.16


 us3_c_youth.c_ypfamsup - do you feel supported by your family, that is the people who live with you?

Type	Code
qi_scyoungadults_w3_famsup	Do you feel supported by your family, that is the people who live with you?
qi_15	Do you feel supported by your family, that is the people who live with you?

			Frequency
Valid	1	i feel supported by my family in most or all of the things i	3,513
	2	i feel supported by my family in some of the things i do	835
	3	i do not feel supported by my family in the things i do	51

Missing	-9	missing	27
	-8	inapplicable	
	-2	refusal	
	-1	don't know	


Valid	Invalid	Minimum	Maximum	Mean
4399	27	1	3	1.21

 us3_c_youth.c_ypupset - who would you turn to first within your family?

Type	Code
qi_scyoungadults_w3_upset	Suppose you felt upset or worried about something and you wanted to talk about it. Who would you turn to first within your family? Please select one answer only.
qi_16	Suppose you felt upset or worried about something and you wanted to talk about it. Who would you turn to first within your family?

			Frequency
Valid	1	mum or stepmum	2,892
	2	dad or stepdad	342
	3	a brother or sister (or step-brother/sister)	542
	4	another relative living with you	38
	5	another relative not living with you	124
	6	no-one within my family	283
Missing	-9	missing	205
	-8	inapplicable	
	-2	refusal	
	-1	don't know	

Valid	Invalid	Minimum	Maximum	Mean
4221	205	1	6	1.82


 us3_c_youth.c_yplate - in the past month, how many times have you stayed out after 9.00pm at night w

Type	Code
qi_scyoungadults_w3_late	In the past month, how many times have you stayed out after 9.00pm at night without your parents knowing where you were?
qi_17	In the past month, how many times have you stayed out after 9.00pm at night without your parents knowing where you were?

			Frequency
--	--	--	-----------

Valid	1	never	3,703
	2	1-2 times	438
	3	3-9 times	140
	4	10 or more times	109
Missing	-9	missing	36
	-8	inapplicable	
	-2	refusal	
	-1	don't know	

Valid	Invalid	Minimum	Maximum	Mean
4390	36	1	4	1.24

 us3_c_youth.c_ypsibling - do you have any brothers or sisters living with you at home?

Type	Code
qi_18	Do you have any brothers or sisters living with you at home?

			Frequency
Valid	1	yes	3,994
	2	no	424
Missing	-9	missing	8
	-8	inapplicable	
	-2	refusal	
	-1	don't know	

Valid	Invalid	Minimum	Maximum	Mean
4418	8	1	2	1.1

 us3_c_youth.c_ypsibhit - brothers/sisters hit, kick or push you

Type	Code
qi_scyoungadults_w3_sibhit	How often do any of your brothers or sisters do any of the following to you at home? Hit, kick or push you?
qg_19	How often do any of your brothers or sisters do any of the following to you at home?

			Frequency
Valid	1	never	1,527
	2	not much (1-3 times in last 6 months)	1,360
	3	quite a lot (more than 4 times in the last 6 months)	522
	4	a lot (a few times every week)	520

Missing	-9	missing	497
	-8	inapplicable	
	-2	refusal	
	-1	don't know	

Valid	Invalid	Minimum	Maximum	Mean
3929	497	1	4	2.01

us3_c_youth.c_ypsibsteal - brothers/sisters take your belongings

Type	Code
qi_scyoungadults_w3_sibsteal	How often do any of your brothers or sisters do any of the following to you at home? Take your belongings?
qg_19	How often do any of your brothers or sisters do any of the following to you at home?

			Frequency
Valid	1	never	2,142
	2	not much (1-3 times in last 6 months)	1,116
	3	quite a lot (more than 4 times in the last 6 months)	373
	4	a lot (a few times every week)	256
Missing	-9	missing	539
	-8	inapplicable	
	-2	refusal	
	-1	don't know	

Valid	Invalid	Minimum	Maximum	Mean
3887	539	1	4	1.68

us3_c_youth.c_ypsibverab - brothers/sisters call you nasty names

Type	Code
qi_scyoungadults_w3_sibverab	How often do any of your brothers or sisters do any of the following to you at home? Call you nasty names?
qg_19	How often do any of your brothers or sisters do any of the following to you at home?

			Frequency
Valid	1	never	1,754
	2	not much (1-3 times in last 6 months)	1,158
	3	quite a lot (more than 4 times in the last 6 months)	506
	4	a lot (a few times every week)	484

Missing	-9	missing	524
	-8	inapplicable	
	-2	refusal	
	-1	don't know	

Valid	Invalid	Minimum	Maximum	Mean
3902	524	1	4	1.93

us3_c_youth.c_ypsibtease - brothers/sisters make fun of you

Type	Code
qi_scyoungadults_w3_sibtease	How often do any of your brothers or sisters do any of the following to you at home? Make fun of you?
qg_19	How often do any of your brothers or sisters do any of the following to you at home?

			Frequency
Valid	1	never	1,873
	2	not much (1-3 times in last 6 months)	1,144
	3	quite a lot (more than 4 times in the last 6 months)	467
	4	a lot (a few times every week)	425
Missing	-9	missing	517
	-8	inapplicable	
	-2	refusal	
	-1	don't know	

Valid	Invalid	Minimum	Maximum	Mean
3909	517	1	4	1.86

us3_c_youth.c_yphitsib - hit, kick or push brothers/sisters

Type	Code
qi_scyoungadults_w3_hitsib	How often do you do any of the following to your brothers or sisters at home? Hit, kick or push them?
qg_20	How often do you do any of the following to your brothers or sisters at home?

			Frequency
Valid	1	never	1,689
	2	not much (1-3 times in last 6 months)	1,467
	3	quite a lot (more than 4 times in the last 6 months)	477
	4	a lot (a few times every week)	278

Missing	-9	missing	515
	-8	inapplicable	
	-2	refusal	
	-1	don't know	

Valid	Invalid	Minimum	Maximum	Mean
3911	515	1	4	1.83

us3_c_youth.c_ypstealsib - take belongings of brothers/sisters

Type	Code
qi_scyoungadults_w3_stealsib	How often do you do any of the following to your brothers or sisters at home? Take their belongings?
qg_20	How often do you do any of the following to your brothers or sisters at home?

			Frequency
Valid	1	never	2,544
	2	not much (1-3 times in last 6 months)	995
	3	quite a lot (more than 4 times in the last 6 months)	227
	4	a lot (a few times every week)	114
Missing	-9	missing	546
	-8	inapplicable	
	-2	refusal	
	-1	don't know	

Valid	Invalid	Minimum	Maximum	Mean
3880	546	1	4	1.46

us3_c_youth.c_ypverabsib - call brothers/sisters nasty names

Type	Code
qi_scyoungadults_w3_verabsib	How often do you do any of the following to your brothers or sisters at home? Call them nasty names?
qg_20	How often do you do any of the following to your brothers or sisters at home?

			Frequency
Valid	1	never	1,867
	2	not much (1-3 times in last 6 months)	1,277
	3	quite a lot (more than 4 times in the last 6 months)	464
	4	a lot (a few times every week)	275

Missing	-9	missing	543
	-8	inapplicable	
	-2	refusal	
	-1	don't know	

Valid	Invalid	Minimum	Maximum	Mean
3883	543	1	4	1.78

us3_c_youth.c_ypteasesib - make fun of brothers/sisters

Type	Code
qi_scyoungadults_w3_teasesib	How often do you do any of the following to your brothers or sisters at home? Make fun of them?
qg_20	How often do you do any of the following to your brothers or sisters at home?

			Frequency
Valid	1	never	1,947
	2	not much (1-3 times in last 6 months)	1,278
	3	quite a lot (more than 4 times in the last 6 months)	402
	4	a lot (a few times every week)	272
Missing	-9	missing	527
	-8	inapplicable	
	-2	refusal	
	-1	don't know	

Valid	Invalid	Minimum	Maximum	Mean
3899	527	1	4	1.74

us3_c_youth.c_ypargm - how often do you quarrel with your mother?

Type	Code
qi_scyoungadults_w3_argm	Most children have occasional quarrels with their parents. How often do you quarrel with your mother?
qi_21	Most children have occasional quarrels with their parents. How often do you quarrel with your mother?

			Frequency
Valid	1	most days	452
	2	more than once a week	703
	3	less than once a week	997
	4	hardly ever	2,193
	5	don t have father	29

Missing	-9	missing	52
	-8	inapplicable	
	-2	refusal	
	-1	don't know	

Valid	Invalid	Minimum	Maximum	Mean
4374	52	1	5	3.15

us3_c_youth.c_ypargf - how often do you quarrel with your father?

Type	Code
qi_scyoungadults_w3_argf	How often do you quarrel with your father?
qi_22	How often do you quarrel with your father?

			Frequency
Valid	1	most days	300
	2	more than once a week	466
	3	less than once a week	810
	4	hardly ever	2,508
	5	don t have father	270
Missing	-9	missing	72
	-8	inapplicable	
	-2	refusal	
	-1	don't know	

Valid	Invalid	Minimum	Maximum	Mean
4354	72	1	5	3.46


us3_c_youth.c_yptlkm - how often do you talk to your mother, about things that matter to you?

Type	Code
qi_scyoungadults_w3_tlkm	How often do you talk to your mother, about things that matter to you?
qi_23	How often do you talk to your mother, about things that matter to you?

			Frequency
Valid	1	most days	1,708
	2	more than once a week	1,058
	3	less than once a week	824
	4	hardly ever	776
	5	don t have father	26
Missing	-9	missing	34
	-8	inapplicable	
	-2	refusal	
	-1	don't know	

Valid	Invalid	Minimum	Maximum	Mean
-------	---------	---------	---------	------


4392	34	1	5	2.17
------	----	---	---	------

 us3_c_youth.c_yptlkf - how often do you talk to your father, about things that matter to you?

Type	Code
qi_scyoungadults_w3_tlkf	How often do you talk to your father, about things that matter to you?
qi_24	How often do you talk to your father, about things that matter to you?

			Frequency
Valid	1	most days	799
	2	more than once a week	836
	3	less than once a week	962
	4	hardly ever	1,502
	5	don t have father	262
Missing	-9	missing	65
	-8	inapplicable	
	-2	refusal	
	-1	don't know	


Valid	Invalid	Minimum	Maximum	Mean
4361	65	1	5	2.91

 us3_c_youth.c_ypstephas - do you have a step-mother or father, or someone like this, living at home wit

Type	Code
qi_scyoungadults_w3_hasstep	Do you have a step-mother or father, or someone like a step-mother or father?
qi_25	Do you have a step-mother or father, or someone like this, living at home with you?

			Frequency
Valid	1	yes	1,361
	2	no	3,034
Missing	-9	missing	31
	-8	inapplicable	
	-2	refusal	
	-1	don't know	


Valid	Invalid	Minimum	Maximum	Mean
4395	31	1	2	1.69

 us3_c_youth.c_ypsteprel - how would you rate your relationship with your step-mother or father, or othe

Type	Code
qi_scyoungadults_w3_steprel	How would you rate your relationship with your step-mother or father, or other person like this?
qi_26	How would you rate your relationship with your step-mother or father, or other person like this?

			Frequency
Valid	1	very good	624
	2	good	415
	3	fair	190
	4	poor	48
	5	very poor	66
Missing	-9	missing	3,083
	-8	inapplicable	
	-2	refusal	
	-1	don't know	


Valid	Invalid	Minimum	Maximum	Mean
1343	3083	1	5	1.9

 us3_c_youth.c_ypsdaq - i try to be nice to other people, i care about their feelings

Type	Code
qg_27	Now for some questions about how you see yourself as a person. For each item, please tick the box for Not True, Somewhat True or Certainly True. It would help us if you answered all items as best you can even if you aren't absolutely certain. Please give your answers on the basis of how things have been for you over the last six months.

			Frequency
Valid	1	not true	49
	2	somewhat true	1,273
	3	certainly true	3,077
Missing	-9	missing	27
	-8	inapplicable	
	-2	refusal	
	-1	don't know	


Valid	Invalid	Minimum	Maximum	Mean
4399	27	1	3	2.69

 us3_c_youth.c_ypsdqb - i am restless, i cannot stay still for long

Type	Code
qg_27	Now for some questions about how you see yourself as a person. For each item, please tick the box for Not True, Somewhat True or Certainly True. It would help us if you answered all items as best you can even if you aren't absolutely certain. Please give your answers on the basis of how things have been for you over the last six months.

			Frequency
Valid	1	not true	1,275
	2	somewhat true	1,974
	3	certainly true	1,138
Missing	-9	missing	39
	-8	inapplicable	
	-2	refusal	
	-1	don't know	


Valid	Invalid	Minimum	Maximum	Mean
4387	39	1	3	1.97

 us3_c_youth.c_ypsdqc - i get a lot of headaches, stomach-aches or sickness

Type	Code
qg_27	Now for some questions about how you see yourself as a person. For each item, please tick the box for Not True, Somewhat True or Certainly True. It would help us if you answered all items as best you can even if you aren't absolutely certain. Please give your answers on the basis of how things have been for you over the last six months.

			Frequency
Valid	1	not true	2,697
	2	somewhat true	1,318
	3	certainly true	372
Missing	-9	missing	39
	-8	inapplicable	
	-2	refusal	
	-1	don't know	

Valid	Invalid	Minimum	Maximum	Mean
4387	39	1	3	1.47

 us3_c_youth.c_ypsdqd - i usually share with others (food, games, pens, etc.)

Type	Code
qg_27	Now for some questions about how you see yourself as a person. For each item, please tick the box for Not True, Somewhat True or Certainly True. It would help us if you answered all items as best you can even if you aren't absolutely certain. Please give your answers on the basis of how things have been for you over the last six months.

			Frequency
Valid	1	not true	206
	2	somewhat true	1,935
	3	certainly true	2,250
Missing	-9	missing	35
	-8	inapplicable	
	-2	refusal	
	-1	don't know	


Valid	Invalid	Minimum	Maximum	Mean
4391	35	1	3	2.47

 us3_c_youth.c_yps dqe - i get very angry and often lose my temper

Type	Code
qg_27	Now for some questions about how you see yourself as a person. For each item, please tick the box for Not True, Somewhat True or Certainly True. It would help us if you answered all items as best you can even if you aren't absolutely certain. Please give your answers on the basis of how things have been for you over the last six months.

			Frequency
Valid	1	not true	1,889
	2	somewhat true	1,768
	3	certainly true	730
Missing	-9	missing	39
	-8	inapplicable	
	-2	refusal	
	-1	don't know	

Valid	Invalid	Minimum	Maximum	Mean
4387	39	1	3	1.74

 us3_c_youth.c_yps dqf - i am usually on my own. i generally play alone or keep to myself

Type	Code
------	------

qg_27	Now for some questions about how you see yourself as a person. For each item, please tick the box for Not True, Somewhat True or Certainly True. It would help us if you answered all items as best you can even if you aren't absolutely certain. Please give your answers on the basis of how things have been for you over the last six months.
-------	--

			Frequency
Valid	1	not true	2,895
	2	somewhat true	1,125
	3	certainly true	369
Missing	-9	missing	37
	-8	inapplicable	
	-2	refusal	
	-1	don't know	

Valid	Invalid	Minimum	Maximum	Mean
4389	37	1	3	1.42

us3_c_youth.c_ypsdqg - i usually do as i am told

Type	Code
qg_27	Now for some questions about how you see yourself as a person. For each item, please tick the box for Not True, Somewhat True or Certainly True. It would help us if you answered all items as best you can even if you aren't absolutely certain. Please give your answers on the basis of how things have been for you over the last six months.

			Frequency
Valid	1	not true	258
	2	somewhat true	2,596
	3	certainly true	1,531
Missing	-9	missing	41
	-8	inapplicable	
	-2	refusal	
	-1	don't know	


Valid	Invalid	Minimum	Maximum	Mean
4385	41	1	3	2.29

us3_c_youth.c_ypsdqh - i worry a lot

Type	Code
qg_27	Now for some questions about how you see yourself as a person. For each item, please tick the box for Not True, Somewhat True or Certainly True. It would help us if you answered all items as best you can even if you aren't absolutely certain. Please give your answers on the basis of how things have been for you over the last six months.

			Frequency
Valid	1	not true	2,091
	2	somewhat true	1,591
	3	certainly true	711
Missing	-9	missing	33
	-8	inapplicable	
	-2	refusal	
	-1	don't know	

Valid	Invalid	Minimum	Maximum	Mean
4393	33	1	3	1.69

 us3_c_youth.c_ypsdqi - i am helpful if someone is hurt, upset or feeling ill

Type	Code
qg_27	Now for some questions about how you see yourself as a person. For each item, please tick the box for Not True, Somewhat True or Certainly True. It would help us if you answered all items as best you can even if you aren't absolutely certain. Please give your answers on the basis of how things have been for you over the last six months.

			Frequency
Valid	1	not true	109
	2	somewhat true	1,516
	3	certainly true	2,764
Missing	-9	missing	37
	-8	inapplicable	
	-2	refusal	
	-1	don't know	

Valid	Invalid	Minimum	Maximum	Mean
4389	37	1	3	2.61

 us3_c_youth.c_ypsdqj - i am constantly fidgeting or squirming

Type	Code
qg_27	Now for some questions about how you see yourself as a person. For each item, please tick the box for Not True, Somewhat True or Certainly True. It would help us if you answered all items as best you can even if you aren't absolutely certain. Please give your answers on the basis of how things have been for you over the last six months.

			Frequency
Valid	1	not true	2,318
	2	somewhat true	1,422
	3	certainly true	621

Missing	-9	missing	65
	-8	inapplicable	
	-2	refusal	
	-1	don't know	

Valid	Invalid	Minimum	Maximum	Mean
4361	65	1	3	1.61

us3_c_youth.c_ypsdqk - i have one good friend or more

Type	Code
qg_27	Now for some questions about how you see yourself as a person. For each item, please tick the box for Not True, Somewhat True or Certainly True. It would help us if you answered all items as best you can even if you aren't absolutely certain. Please give your answers on the basis of how things have been for you over the last six months.

			Frequency
Valid	1	not true	62
	2	somewhat true	243
	3	certainly true	4,089
Missing	-9	missing	32
	-8	inapplicable	
	-2	refusal	
	-1	don't know	

Valid	Invalid	Minimum	Maximum	Mean
4394	32	1	3	2.92

us3_c_youth.c_ypsdql - i fight a lot. i can make other people do what i want

Type	Code
qg_27	Now for some questions about how you see yourself as a person. For each item, please tick the box for Not True, Somewhat True or Certainly True. It would help us if you answered all items as best you can even if you aren't absolutely certain. Please give your answers on the basis of how things have been for you over the last six months.

			Frequency
Valid	1	not true	3,639
	2	somewhat true	674
	3	certainly true	87
Missing	-9	missing	26
	-8	inapplicable	
	-2	refusal	
	-1	don't know	

Valid	Invalid	Minimum	Maximum	Mean
4400	26	1	3	1.19

us3_c_youth.c_yps dqm - i am often unhappy, down-hearted or tearful

Type	Code
qg_27	Now for some questions about how you see yourself as a person. For each item, please tick the box for Not True, Somewhat True or Certainly True. It would help us if you answered all items as best you can even if you aren't absolutely certain. Please give your answers on the basis of how things have been for you over the last six months.

			Frequency
Valid	1	not true	3,370
	2	somewhat true	883
	3	certainly true	142
Missing	-9	missing	31
	-8	inapplicable	
	-2	refusal	
	-1	don't know	


Valid	Invalid	Minimum	Maximum	Mean
4395	31	1	3	1.27

us3_c_youth.c_yps dqn - other people my age generally like me

Type	Code
qg_27	Now for some questions about how you see yourself as a person. For each item, please tick the box for Not True, Somewhat True or Certainly True. It would help us if you answered all items as best you can even if you aren't absolutely certain. Please give your answers on the basis of how things have been for you over the last six months.

			Frequency
Valid	1	not true	162
	2	somewhat true	1,614
	3	certainly true	2,608
Missing	-9	missing	42
	-8	inapplicable	
	-2	refusal	
	-1	don't know	


Valid	Invalid	Minimum	Maximum	Mean
4384	42	1	3	2.56

 us3_c_youth.c_ypsdqo - i am easily distracted, i find it difficult to concentrate

Type	Code
qg_27	Now for some questions about how you see yourself as a person. For each item, please tick the box for Not True, Somewhat True or Certainly True. It would help us if you answered all items as best you can even if you aren't absolutely certain. Please give your answers on the basis of how things have been for you over the last six months.

			Frequency
Valid	1	not true	1,566
	2	somewhat true	1,950
	3	certainly true	861
Missing	-9	missing	49
	-8	inapplicable	
	-2	refusal	
	-1	don't know	

Valid	Invalid	Minimum	Maximum	Mean
4377	49	1	3	1.84

 us3_c_youth.c_ypsdqp - i am nervous in new situations. i easily lose confidence

Type	Code
qg_27	Now for some questions about how you see yourself as a person. For each item, please tick the box for Not True, Somewhat True or Certainly True. It would help us if you answered all items as best you can even if you aren't absolutely certain. Please give your answers on the basis of how things have been for you over the last six months.

			Frequency
Valid	1	not true	1,598
	2	somewhat true	1,928
	3	certainly true	855
Missing	-9	missing	45
	-8	inapplicable	
	-2	refusal	
	-1	don't know	

Valid	Invalid	Minimum	Maximum	Mean
4381	45	1	3	1.83

 us3_c_youth.c_ypsdqq - i am kind to younger children

Type	Code
qg_27	Now for some questions about how you see yourself as a person. For each item, please tick the box for Not True, Somewhat True or Certainly True. It would help us if you answered all items as best you can even if you aren't absolutely certain. Please give your answers on the basis of how things have been for you over the last six months.

			Frequency
Valid	1	not true	93
	2	somewhat true	880
	3	certainly true	3,411
Missing	-9	missing	42
	-8	inapplicable	
	-2	refusal	
	-1	don't know	

Valid	Invalid	Minimum	Maximum	Mean
4384	42	1	3	2.76

us3_c_youth.c_ypsqr - i am often accused of lying or cheating

Type	Code
qg_27	Now for some questions about how you see yourself as a person. For each item, please tick the box for Not True, Somewhat True or Certainly True. It would help us if you answered all items as best you can even if you aren't absolutely certain. Please give your answers on the basis of how things have been for you over the last six months.

			Frequency
Valid	1	not true	3,000
	2	somewhat true	1,016
	3	certainly true	369
Missing	-9	missing	41
	-8	inapplicable	
	-2	refusal	
	-1	don't know	

Valid	Invalid	Minimum	Maximum	Mean
4385	41	1	3	1.4


us3_c_youth.c_ypsds - other children or young people pick on me or bully me

Type	Code
------	------

qg_27	Now for some questions about how you see yourself as a person. For each item, please tick the box for Not True, Somewhat True or Certainly True. It would help us if you answered all items as best you can even if you aren't absolutely certain. Please give your answers on the basis of how things have been for you over the last six months.
-------	--

			Frequency
Valid	1	not true	3,556
	2	somewhat true	664
	3	certainly true	161
Missing	-9	missing	45
	-8	inapplicable	
	-2	refusal	
	-1	don't know	


Valid	Invalid	Minimum	Maximum	Mean
4381	45	1	3	1.23

 us3_c_youth.c_ypsdqt - i often volunteer to help others (parents, teachers, children)

Type	Code
qg_27	Now for some questions about how you see yourself as a person. For each item, please tick the box for Not True, Somewhat True or Certainly True. It would help us if you answered all items as best you can even if you aren't absolutely certain. Please give your answers on the basis of how things have been for you over the last six months.

			Frequency
Valid	1	not true	572
	2	somewhat true	2,275
	3	certainly true	1,534
Missing	-9	missing	45
	-8	inapplicable	
	-2	refusal	
	-1	don't know	

Valid	Invalid	Minimum	Maximum	Mean
4381	45	1	3	2.22


 us3_c_youth.c_ypsdqu - i think before i do things

Type	Code

qg_27	Now for some questions about how you see yourself as a person. For each item, please tick the box for Not True, Somewhat True or Certainly True. It would help us if you answered all items as best you can even if you aren't absolutely certain. Please give your answers on the basis of how things have been for you over the last six months.
-------	--

			Frequency
Valid	1	not true	515
	2	somewhat true	2,580
	3	certainly true	1,283
Missing	-9	missing	48
	-8	inapplicable	
	-2	refusal	
	-1	don't know	


Valid	Invalid	Minimum	Maximum	Mean
4378	48	1	3	2.18

 us3_c_youth.c_ypsdqv - i take things that are not mine from home, school or elsewhere

Type	Code
qg_27	Now for some questions about how you see yourself as a person. For each item, please tick the box for Not True, Somewhat True or Certainly True. It would help us if you answered all items as best you can even if you aren't absolutely certain. Please give your answers on the basis of how things have been for you over the last six months.

			Frequency
Valid	1	not true	3,967
	2	somewhat true	337
	3	certainly true	75
Missing	-9	missing	47
	-8	inapplicable	
	-2	refusal	
	-1	don't know	

Valid	Invalid	Minimum	Maximum	Mean
4379	47	1	3	1.11

 us3_c_youth.c_ypsdqw - i get on better with adults than with people my own age

Type	Code

qg_27	Now for some questions about how you see yourself as a person. For each item, please tick the box for Not True, Somewhat True or Certainly True. It would help us if you answered all items as best you can even if you aren't absolutely certain. Please give your answers on the basis of how things have been for you over the last six months.
-------	--

			Frequency
Valid	1	not true	2,496
	2	somewhat true	1,540
	3	certainly true	337
Missing	-9	missing	53
	-8	inapplicable	
	-2	refusal	
	-1	don't know	

Valid	Invalid	Minimum	Maximum	Mean
4373	53	1	3	1.51

us3_c_youth.c_ypsdqx - i have many fears, i am easily scared

Type	Code
qg_27	Now for some questions about how you see yourself as a person. For each item, please tick the box for Not True, Somewhat True or Certainly True. It would help us if you answered all items as best you can even if you aren't absolutely certain. Please give your answers on the basis of how things have been for you over the last six months.

			Frequency
Valid	1	not true	2,696
	2	somewhat true	1,320
	3	certainly true	366
Missing	-9	missing	44
	-8	inapplicable	
	-2	refusal	
	-1	don't know	

Valid	Invalid	Minimum	Maximum	Mean
4382	44	1	3	1.47

us3_c_youth.c_ypsdqy - i finish the work i m doing.

Type	Code
qg_27	Now for some questions about how you see yourself as a person. For each item, please tick the box for Not True, Somewhat True or Certainly True. It would help us if you answered all items as best you can even if you aren't absolutely certain. Please give your answers on the basis of how things have been for you over the last six months.

			Frequency
Valid	1	not true	236
	2	somewhat true	2,157
	3	certainly true	1,993
Missing	-9	missing	40
	-8	inapplicable	
	-2	refusal	
	-1	don't know	

Valid	Invalid	Minimum	Maximum	Mean
4386	40	1	3	2.4

us3_c_youth.c_yphsw - how feel about school work

Type	Code
qg_28_A-F	The next few questions are about how you feel about different aspects of your life. The faces express various types of feelings. Below each face is a number where '1' is completely happy and '7' is not at all happy. Please tick the box which comes closest to expressing how you feel about each of the following things...

			Frequency
Valid	1	completely happy	933
	7	not at all happy	52
Missing	-9	missing	37
	-8	inapplicable	
	-2	refusal	
	-1	don't know	

Valid	Invalid	Minimum	Maximum	Mean
4389	37	1	7	2.49

us3_c_youth.c_yphap - how feel about appearance

Type	Code
qg_28_A-F	The next few questions are about how you feel about different aspects of your life. The faces express various types of feelings. Below each face is a number where '1' is completely happy and '7' is not at all happy. Please tick the box which comes closest to expressing how you feel about each of the following things...

			Frequency
Valid	1	completely happy	1,022
	7	not at all happy	88
Missing	-9	missing	45
	-8	inapplicable	
	-2	refusal	
	-1	don't know	

Valid	Invalid	Minimum	Maximum	Mean
4381	45	1	7	2.68

us3_c_youth.c_yphfm - how feel about family

Type	Code
qg_28_A-F	The next few questions are about how you feel about different aspects of your life. The faces express various types of feelings. Below each face is a number where '1' is completely happy and '7' is not at all happy. Please tick the box which comes closest to expressing how you feel about each of the following things...

			Frequency
Valid	1	completely happy	2,845
	7	not at all happy	12
Missing	-9	missing	35
	-8	inapplicable	
	-2	refusal	
	-1	don't know	

Valid	Invalid	Minimum	Maximum	Mean
4391	35	1	7	1.59

us3_c_youth.c_yphfr - how feel about friends

Type	Code
qg_28_A-F	The next few questions are about how you feel about different aspects of your life. The faces express various types of feelings. Below each face is a number where '1' is completely happy and '7' is not at all happy. Please tick the box which comes closest to expressing how you feel about each of the following things...

			Frequency
Valid	1	completely happy	2,541
	7	not at all happy	16
Missing	-9	missing	40
	-8	inapplicable	
	-2	refusal	
	-1	don't know	

Valid	Invalid	Minimum	Maximum	Mean
4386	40	1	7	1.62

us3_c_youth.c_yphsc - how feel about school go to

Type	Code
------	------

qg_28_A-F	The next few questions are about how you feel about different aspects of your life. The faces express various types of feelings. Below each face is a number where '1' is completely happy and '7' is not at all happy. Please tick the box which comes closest to expressing how you feel about each of the following things...
-----------	--

			Frequency
Valid	1	completely happy	1,672
	7	not at all happy	99
Missing	-9	missing	46
	-8	inapplicable	
	-2	refusal	
	-1	don't know	

Valid	Invalid	Minimum	Maximum	Mean
4380	46	1	7	2.25

us3_c_youth.c_yphlf - how feel about life as a whole

Type	Code
qg_28_A-F	The next few questions are about how you feel about different aspects of your life. The faces express various types of feelings. Below each face is a number where '1' is completely happy and '7' is not at all happy. Please tick the box which comes closest to expressing how you feel about each of the following things...

			Frequency
Valid	1	completely happy	1,632
	7	not at all happy	20
Missing	-9	missing	46
	-8	inapplicable	
	-2	refusal	
	-1	don't know	

Valid	Invalid	Minimum	Maximum	Mean
4380	46	1	7	2.06


us3_c_youth.c_ypllknbrd - do you like living in this neighbourhood?

Type	Code
qi_29	Overall, do you like living in this neighbourhood?

			Frequency
Valid	1	yes	3,894
	2	no	491

Missing	-9	missing	41
	-8	inapplicable	
	-2	refusal	
	-1	don't know	


Valid	Invalid	Minimum	Maximum	Mean
4385	41	1	2	1.11

 us3_c_youth.c_ypcrwra - how much do you worry that you might be a victim of a crime?

Type	Code
qi_30	How much do you worry that you might be a victim of a crime?

			Frequency
Valid	1	a big worry	193
	2	a bit of a worry	503
	3	an occasional doubt	1,313
	4	not a worry at all	2,393
Missing	-9	missing	24
	-8	inapplicable	
	-2	refusal	
	-1	don't know	


Valid	Invalid	Minimum	Maximum	Mean
4402	24	1	4	3.34

 us3_c_youth.c_ypcrworb - how safe would you feel walking alone in this area after dark?

Type	Code
qi_31	How safe would you feel walking alone in this area after dark?

			Frequency
Valid	1	very safe	663
	2	fairly safe	1,825
	3	a bit unsafe	1,313
	4	very unsafe	586
Missing	-9	missing	39
	-8	inapplicable	
	-2	refusal	
	-1	don't know	


Valid	Invalid	Minimum	Maximum	Mean
4387	39	1	4	2.42

 us3_c_youth.c_ypacvwell - how important do you think it is for you to do well in your gcse exams or sta

Type	Code
qi_32	How important do you think it is for you to do well in your GCSE exams or Standard Grades (if you live in Scotland)?

			Frequency
Valid	1	very important	3,391
	2	important	848
	3	not very important	54
	4	not at all important	27
Missing	-9	missing	106
	-8	inapplicable	
	-2	refusal	
	-1	don't know	


Valid	Invalid	Minimum	Maximum	Mean
4320	106	1	4	1.24

 us3_c_youth.c_yplvsc2do - what would you most like to do when you are 16?

Type	Code
qi_33	In the future, young people may have to stay in education or training until they are aged 18. What would you most like to do when you have completed your final GCSE / Standard Grade year at around age 16?

			Frequency
Valid	1	get a full time job	658
	2	stay at school or college to do a levels/highers	2,803
	3	get an apprenticeship	227
	4	do some other form of training	153
	5	do something else	105
	6	get a full time job - but q34 answered	
Missing	-9	missing	480
	-8	inapplicable	
	-2	refusal	
	-1	don't know	


Valid	Invalid	Minimum	Maximum	Mean
3946	480	1	5	2.05

 us3_c_youth.c_yp2uni - would you like to go on to do further full-time education at a college or uni

Type	Code
qi_34	Would you like to go on to do further full-time education at a college or University after you finish school?

			Frequency
Valid	1	yes	2,780
	2	no	169
Missing	-9	missing	1,477
	-8	inapplicable	
	-2	refusal	
	-1	don't know	


Valid	Invalid	Minimum	Maximum	Mean
2949	1477	1	2	1.06

 us3_c_youth.c_yptruant - in the last 12 months, have you ever played truant?

Type	Code
qi_35	In the last 12 months, have you ever played truant, that is missed school without permission, even if it was only for a half day or single lesson?

			Frequency
Valid	1	yes	336
	2	no	4,037
Missing	-9	missing	53
	-8	inapplicable	
	-2	refusal	
	-1	don't know	

Valid	Invalid	Minimum	Maximum	Mean
4373	53	1	2	1.92

 us3_c_youth.c_ypparsch - my parents are interested in how i do at school

Type	Code
qi_36	My parents are interested in how I do at school.

			Frequency
--	--	--	-----------

Valid	1	always or nearly always	3,572
	2	sometimes	707
	3	hardly ever	78
	4	never	16
	8	not sure	
Missing	-9	missing	53
	-8	inapplicable	
	-2	refusal	
	-1	don't know	


Valid	Invalid	Minimum	Maximum	Mean
4373	53	1	4	1.21

 us3_c_youth.c_yppareve - my parents come to school parents evenings

Type	Code
qi_37	My parents come to school parents evenings.

			Frequency
Valid	1	always or nearly always	3,730
	2	sometimes	516
	3	hardly ever	80
	4	never	44
	8	not sure	
Missing	-9	missing	56
	-8	inapplicable	
	-2	refusal	
	-1	don't know	

Valid	Invalid	Minimum	Maximum	Mean
4370	56	1	4	1.19


 us3_c_youth.c_ypotrmisb - how often do other pupils at school misbehave or cause trouble in your classe

Type	Code
qi_38	How often do other pupils at your school misbehave or cause trouble in your classes?

			Frequency
Valid	1	in most or all of your classes	1,018
	2	less often but in more than half of your classes	1,026
	3	in about half your classes	819
	4	now and then	1,411
	5	this is not a problem at all	123

Missing	-9	missing	29
	-8	inapplicable	
	-2	refusal	
	-1	don't know	


Valid	Invalid	Minimum	Maximum	Mean
4397	29	1	5	2.68

 us3_c_youth.c_ypmisbsch - how often would you say you yourself misbehave or cause trouble in your class

Type	Code
qi_39	And how often would you say you yourself misbehave or cause trouble in your classes?

			Frequency
Valid	1	in most or all of your classes	76
	2	less often but in more than half of your classes	176
	3	in about half your classes	250
	4	now and then	1,708
	5	this is not a problem at all	2,169
Missing	-9	missing	47
	-8	inapplicable	
	-2	refusal	
	-1	don't know	

Valid	Invalid	Minimum	Maximum	Mean
4379	47	1	5	4.31


 us3_c_youth.c_ypfrpbulli - how often do you get physically bullied at school?

Type	Code
qi_syoungadults_w3_frbulli	How often do you get physically bullied at school, for example getting pushed around, hit or threatened, or having belongings stolen?
qi_40	How often do you get physically bullied at school, for example getting hit, pushed around or threatened, or having belongings stolen?

			Frequency
Valid	1	never	3,643
	2	not much (1-3 times in the last 6 months)	557
	3	quite a lot (more than 4 times in the last 6 months)	120
	4	a lot (a few times every week)	67

Missing	-9	missing	39
	-8	inapplicable	
	-2	refusal	
	-1	don't know	


Valid	Invalid	Minimum	Maximum	Mean
4387	39	1	4	1.23

 us3_c_youth.c_ypfrobulli - how often do you get bullied in other ways at school?

Type	Code
qi_scyoungadults_w3_frobulli	How often do you get bullied in other ways at school such as getting called names, getting left out of games or having nasty stories spread about you on purpose?
qi_41	How often do you get bullied in other ways at school such as getting called names, getting left out of games, or having nasty stories spread about you on purpose?

			Frequency
Valid	1	never	3,037
	2	not much (1-3 times in the last 6 months)	920
	3	quite a lot (more than 4 times in the last 6 months)	282
	4	a lot (a few times every week)	152
Missing	-9	missing	35
	-8	inapplicable	
	-2	refusal	
	-1	don't know	

Valid	Invalid	Minimum	Maximum	Mean
4391	35	1	4	1.44


 us3_c_youth.c_ypfrpbully - do you physically bully other children at school?

Type	Code
qi_scyoungadults_w3_frpbully	Do you physically bully other children at school by hitting or pushing them around, threatening or stealing their things?
qi_42	Do you physically bully other children at school by hitting or pushing them around, threatening them or stealing their things?

			Frequency
--	--	--	-----------

Valid	1	never	4,162
	2	not much (1-3 times in the last 6 months)	196
	3	quite a lot (more than 4 times in the last 6 months)	22
	4	a lot (a few times every week)	7
Missing	-9	missing	39
	-8	inapplicable	
	-2	refusal	
	-1	don't know	


Valid	Invalid	Minimum	Maximum	Mean
4387	39	1	4	1.06

 us3_c_youth.c_ypfrobully - how often do you bully children in other ways at school?

Type	Code
qi_scyoungadults_w3_frobully	Do you bully other children in other ways at school such as calling them names, leaving them out of games or spreading nasty stories about them on purpose?
qi_43	How often do you bully children in other ways at school such as calling them names, leaving them out of games or spreading nasty stories about them on purpose?

			Frequency
Valid	1	never	3,934
	2	not much (1-3 times in the last 6 months)	401
	3	quite a lot (more than 4 times in the last 6 months)	31
	4	a lot (a few times every week)	22
Missing	-9	missing	38
	-8	inapplicable	
	-2	refusal	
	-1	don't know	


Valid	Invalid	Minimum	Maximum	Mean
4388	38	1	4	1.12

 us3_c_youth.c_ypsav - which of the following describes what you usually do with your money?

Type	Code
qi_44	Which of the following describes what you usually do with your money?

			Frequency
Valid	1	i save up to buy things i want	1,908
	2	i save money and try not to spend it	1,672
	3	i spend money as soon as i get it	779
Missing	-9	missing	67
	-8	inapplicable	
	-2	refusal	
	-1	don't know	

Valid	Invalid	Minimum	Maximum	Mean
4359	67	1	3	1.74

 us3_c_youth.c_yppkmp - how much money did you receive last week to spend on yourself?

Type	Code
qi_45	How much money did you receive last week to spend on yourself? Please include pocket money and any allowance you get. But if you have a job, do not include money you earned. Write in number of £ ... and pence

			Frequency
Missing	-9	missing	4,426
	-8	inapplicable	
	-2	refusal	
	-1	don't know	


Valid	Invalid	Minimum	Maximum	Mean
0	4426	0	0	0

 us3_c_youth.c_ypwklw - did you do any paid work last week?

Type	Code
qi_46	Did you do any paid work last week?

			Frequency
Valid	1	yes	1,209
	2	no	3,164
Missing	-9	missing	53
	-8	inapplicable	
	-2	refusal	
	-1	don't know	


Valid	Invalid	Minimum	Maximum	Mean
4373	53	1	2	1.72

 us3_c_youth.c_ypwhrs - how many hours paid work did you do last week?

Type	Code
qi_47	How many hours paid work did you do last week? If you have more than one job please write in the total hours worked at all of them.

			Frequency
Missing	-9	missing	3,389
	-8	inapplicable	
	-2	refusal	
	-1	don't know	


Valid	Invalid	Minimum	Maximum	Mean
1037	3389	0	60	1.59

 us3_c_youth.c_yppay - how many hours paid work did you do last week?

Type	Code
qi_48	What was your total pay last week? If you earned money from more than one job, please write in the total you earned from all of them. Write in number of £ ... and pence

			Frequency
Missing	-9	missing	4,426
	-8	inapplicable	
	-2	refusal	
	-1	don't know	

Valid	Invalid	Minimum	Maximum	Mean
0	4426	0	0	0


 us3_c_youth.c_ypcare - do you look after anyone who lives here with you on a regular basis?

Type	Code
qi_49	Some people your age may have to look after other people. This could be a brother or sister, a relative or someone else who is disabled or sick. Is there anyone like this who lives here with you that you have to look after on a regular basis?

			Frequency
Valid	1	yes	1,459
	2	no	2,926

Missing	-9	missing	41
	-8	inapplicable	
	-2	refusal	
	-1	don't know	


Valid	Invalid	Minimum	Maximum	Mean
4385	41	1	2	1.67

 us3_c_youth.c_ypcawho1 - who do you look after?: mother/father

Type	Code
qi_50	Who do you look after? Tick all that apply.

			Frequency
Valid	0	not mentioned	568
	1	mentioned	412
Missing	-9	missing	3,446
	-8	inapplicable	
	-2	refusal	
	-1	don't know	

Valid	Invalid	Minimum	Maximum	Mean
980	3446	0	1	0.42

 us3_c_youth.c_ypcawho2 - who do you look after?: grandfather/grandmother

Type	Code
qi_50	Who do you look after? Tick all that apply.

			Frequency
Valid	0	not mentioned	752
	1	mentioned	228
Missing	-9	missing	3,446
	-8	inapplicable	
	-2	refusal	
	-1	don't know	

Valid	Invalid	Minimum	Maximum	Mean
980	3446	0	1	0.23


 us3_c_youth.c_ypcawho3 - who do you look after?: brother/sister

Type	Code
qi_50	Who do you look after? Tick all that apply.

			Frequency
--	--	--	-----------

Valid	0	not mentioned	318
	1	mentioned	662
Missing	-9	missing	3,446
	-8	inapplicable	
	-2	refusal	
	-1	don't know	


Valid	Invalid	Minimum	Maximum	Mean
980	3446	0	1	0.68

 us3_c_youth.c_ypcawho4 - who do you look after?: another adult relative

Type	Code
qi_50	Who do you look after? Tick all that apply.

			Frequency
Valid	0	not mentioned	886
	1	mentioned	94
Missing	-9	missing	3,446
	-8	inapplicable	
	-2	refusal	
	-1	don't know	


Valid	Invalid	Minimum	Maximum	Mean
980	3446	0	1	0.1

 us3_c_youth.c_ypcawho5 - who do you look after?: another adult who is not a relative

Type	Code
qi_50	Who do you look after? Tick all that apply.

			Frequency
Valid	0	not mentioned	943
	1	mentioned	37
Missing	-9	missing	3,446
	-8	inapplicable	
	-2	refusal	
	-1	don't know	


Valid	Invalid	Minimum	Maximum	Mean
980	3446	0	1	0.04

 us3_c_youth.c_ypcawho6 - who do you look after?: another child relative

Type	Code
qi_50	Who do you look after? Tick all that apply.

			Frequency
Valid	0	not mentioned	805
	1	mentioned	175
Missing	-9	missing	3,446
	-8	inapplicable	
	-2	refusal	
	-1	don't know	


Valid	Invalid	Minimum	Maximum	Mean
980	3446	0	1	0.18

 us3_c_youth.c_ypcawho7 - who do you look after?: another child who is not a relative

Type	Code
qi_50	Who do you look after? Tick all that apply.

			Frequency
Valid	0	not mentioned	856
	1	mentioned	124
Missing	-9	missing	3,446
	-8	inapplicable	
	-2	refusal	
	-1	don't know	

Valid	Invalid	Minimum	Maximum	Mean
980	3446	0	1	0.13


 us3_c_youth.c_ypcahrs - about how many hours a week would you say that you usually spend looking after

Type	Code
qi_51	About how many hours a week would you say that you usually spend looking after or doing things for them?

			Frequency
--	--	--	-----------

Missing	-9	missing	3,411
	-8	inapplicable	
	-2	refusal	
	-1	don't know	


Valid	Invalid	Minimum	Maximum	Mean
1015	3411	0	84	3.03

 us3_c_youth.c_ypcasch - how often do you have to miss school to do this?

Type	Code
qi_52	How often do you have to miss school to do this?

			Frequency
Valid	1	never	1,379
	2	once a week or more often	14
	3	once or twice a month	22
Missing	-9	missing	3,011
	-8	inapplicable	
	-2	refusal	
	-1	don't know	


Valid	Invalid	Minimum	Maximum	Mean
1415	3011	1	3	1.04

 us3_c_youth.c_ypffdwk - how many days in a usual week do you eat fast food?

Type	Code
qi_53	How many days in a usual week do you eat fast food such as McDonalds, Burger King, KFC or other take-aways like that?

			Frequency
Valid	1	every day, or nearly every day	59
	2	about once a week	956
	3	every now and then	2,219
	4	never or hardly ever	1,165
Missing	-9	missing	27
	-8	inapplicable	
	-2	refusal	
	-1	don't know	

Valid	Invalid	Minimum	Maximum	Mean
4399	27	1	4	3.02

 us3_c_youth.c_ypjfd - how many days in a usual week to you eat crisps or sweets or have fizzy drink

Type	Code
qi_54	How many days in a usual week do you eat crisps or sweets or have fizzy drinks such as Coke or lemonade?

			Frequency
Valid	1	every day, or nearly every day	1,939
	2	about once a week	1,270
	3	every now and then	990
	4	never or hardly ever	191
Missing	-9	missing	36
	-8	inapplicable	
	-2	refusal	
	-1	don't know	

Valid	Invalid	Minimum	Maximum	Mean
4390	36	1	4	1.87

 us3_c_youth.c_ypevrsmo - do you ever smoke cigarettes at all?

Type	Code
qi_scyoungadults_w3_evrrsmo	Do you ever smoke cigarettes at all?
qi_55	Do you ever smoke cigarettes at all?

			Frequency
Valid	1	yes	404
	2	no	3,986
Missing	-9	missing	36
	-8	inapplicable	
	-2	refusal	
	-1	don't know	

Valid	Invalid	Minimum	Maximum	Mean
4390	36	1	2	1.91


 us3_c_youth.c_ypsmofrq - statement that describes you best - smoking

Type	Code
qi_scyoungadults_w3_smofrq	Please read the statements below and select the statement that describes you best.
qi_56	Please read the statements below and tick the box beside the statement that describes you best.

			Frequency
--	--	--	-----------

Valid	1	i have smoked only once or twice	198
	2	i used to smoke but i don t now	78
	3	i sometimes smoke, but not every week	35
	4	i usually smoke between one and six cigarettes a week	20
	5	i usually smoke more that six cigarettes a week	67
Missing	-9	missing	4,028
	-8	inapplicable	
	-2	refusal	
	-1	don't know	


Valid	Invalid	Minimum	Maximum	Mean
398	4028	1	5	2.2

 us3_c_youth.c_ypfralco - do you have any friends who drink alcohol regularly, that is at least once a

Type	Code
qi_57	Do you have any friends who drink alcohol regularly, that is at least once a week?

			Frequency
Valid	1	yes	886
	2	no	3,488
Missing	-9	missing	52
	-8	inapplicable	
	-2	refusal	
	-1	don't know	

Valid	Invalid	Minimum	Maximum	Mean
4374	52	1	2	1.8


 us3_c_youth.c_ypevralc - have you ever had an alcoholic drink?

Type	Code
qi_scyoungadults_w3_evralc	Have you ever had an alcoholic drink? That is a whole drink, not just a sip.
qi_58	Have you ever had an alcoholic drink? That is a whole drink, not just a sip.

			Frequency
Valid	1	yes	2,294
	2	no	2,102

Missing	-9	missing	30
	-8	inapplicable	
	-2	refusal	
	-1	don't know	


Valid	Invalid	Minimum	Maximum	Mean
4396	30	1	2	1.48

 us3_c_youth.c_ypregalco - and would you say that you drink regularly, that is at least once a week?

Type	Code
qi_59	And would you say that you drink regularly, that is at least once a week?

			Frequency
Valid	1	yes	97
	2	no	2,098
Missing	-9	missing	2,231
	-8	inapplicable	
	-2	refusal	
	-1	don't know	


Valid	Invalid	Minimum	Maximum	Mean
2195	2231	1	2	1.96

 us3_c_youth.c_ypdklm - how many times in the last four weeks have you had an alcoholic drink?

Type	Code
qi_scyoungadults_w3_dklm	How many times in the last four weeks have you had an alcoholic drink?
qi_60	How many times in the last four weeks have you had an alcoholic drink?

			Frequency
Valid	1	most days	17
	2	once or twice a week	76
	3	2 or 3 times	316
	4	once only	375
	5	never	1,461
Missing	-9	missing	2,181
	-8	inapplicable	
	-2	refusal	
	-1	don't know	


Valid	Invalid	Minimum	Maximum	Mean
2245	2181	1	5	4.42

 us3_c_youth.c_ypfight - how often in the past month have you had a fight with someone that involved p

Type	Code
qi_61	How often in the past month have you had a fight with someone that involved physical violence, such as hitting, punching, or kicking?

			Frequency
Valid	1	none	3,575
	2	once	544
	3	2-5 times	216
	4	6-9 times	32
	5	10 or more times	28
Missing	-9	missing	31
	-8	inapplicable	
	-2	refusal	
	-1	don't know	


Valid	Invalid	Minimum	Maximum	Mean
4395	31	1	5	1.27

 us3_c_youth.c_ypvand - in the past year, have you deliberately broken or damaged property that didn

Type	Code
qi_62	In the past year, have you deliberately broken or damaged property that didn't belong to you?

			Frequency
Valid	1	never	3,963
	2	once or twice	396
	3	several times	29
	4	often	6
Missing	-9	missing	32
	-8	inapplicable	
	-2	refusal	
	-1	don't know	


Valid	Invalid	Minimum	Maximum	Mean
4394	32	1	4	1.11

 us3_c_youth.c_ypshop - in the past year, have you deliberately broken or damaged property that didn

Type	Code
qi_63	In the past year, have you taken something from a shop, supermarket, or department store without paying?

			Frequency
Valid	1	never	4,238
	2	once or twice	130
	3	several times	14
	4	often	5
Missing	-9	missing	39
	-8	inapplicable	
	-2	refusal	
	-1	don't know	

Valid	Invalid	Minimum	Maximum	Mean
4387	39	1	4	1.04

 us3_c_youth.c_yprace - which of the following groups do you think you belong to?

Type	Code
qi_64	Which of the following groups do you think you belong to?

			Frequency
Valid	1	white british	1,342
	2	white english	915
	3	white scottish	252
	4	white welsh	158
	5	white norther irish	146
	6	white irish	66
	7	gypsy or irish traveller	9
	8	any other white background	40
	9	mixed white and black caribbean	61
	10	mixed white and black african	29
	11	mixed white and asian	32
	12	any other mixed background	38
	13	indian	119
	14	pakistani	136
	15	bangladeshi	91
	16	chinese	4
	17	any other asian background	36
	18	black caribbean	50
	19	black african	123
	20	any other black background	15
	21	arab	11
	22	any other ethnic group	15

Missing	-9	missing	738
	-8	inapplicable	
	-2	refusal	
	-1	don't know	

Valid	Invalid	Minimum	Maximum	Mean
3688	738	1	22	4.69

us3_c_youth.c_ypreliggb - what is your religion?

Type	Code
qi_65	And what is your religion? If you have no religion tick "No religion".

			Frequency
Valid	1	no religion	1,644
	2	church of england / anglican	640
	3	roman catholic	426
	4	church of scotland	55
	5	free church or free presbyterian church of scotland	6
	6	episcopalian	3
	7	methodist	36
	8	baptist	27
	9	congregational/united reform/urc	6
	10	other christian	133
	11	christ (no denomination specified)	212
	12	muslim/islam	461
	13	hindu	70
	14	jewish	11
	15	sikh	52
	16	buddhist	20
	17	other	38
Missing	-9	missing	586
	-8	inapplicable	
	-2	refusal	
	-1	don't know	

Valid	Invalid	Minimum	Maximum	Mean
3840	586	1	17	4.43

us3_c_youth.c_ypvte3gb - which political party would you vote for?

Type	Code
qi_66	If you could vote for a political party, which one would you vote for?

			Frequency
--	--	--	-----------

Valid	1	conservatives	407
	2	labour	970
	3	liberal democrat	235
	4	scottish national party	83
	5	plaid cymru	42
	6	green party	174
	7	other	133
	8	none	1,847
Missing	-9	missing	535
	-8	inapplicable	
	-2	refusal	
	-1	don't know	

Valid	Invalid	Minimum	Maximum	Mean
3891	535	1	8	5.23

us3_c_youth.c_ypreligni - what is your religion (ni)?

Type	Code
qi_religion_w3_nireloth	Please describe this other religion

			Frequency
Valid	1	catholic	134
	2	prebyterian	49
	3	church of ireland	37
	4	methodist	9
	5	baptist	5
	6	free presbyterian	5
	7	brethren	
	8	protestant - not specified	41
	9	other christian	10
	10	buddhist	
	11	hindu	
	12	jewish	
	13	muslim	
	14	sikh	
	15	no religion	20
	16	any other religion	1
Missing	-9	missing	4,115
	-8	inapplicable	
	-2	refusal	
	-1	don't know	

Valid	Invalid	Minimum	Maximum	Mean
311	4115	1	16	3.76

us3_c_youth.c_ypvte3ni - which political party would you vote for?

Type	Code
qi_66	If you could vote for a political party, which one would you vote for?

			Frequency
Valid	1	ulster unionist	39
	2	sdlp	33
	3	alliance party	12
	4	democratic unionist	44
	5	sinn fein	41
	6	green party	16
	7	other party	7
	8	none	128
Missing	-9	missing	4,106
	-8	inapplicable	
	-2	refusal	
	-1	don't know	

Valid	Invalid	Minimum	Maximum	Mean
320	4106	1	8	5.28

us3_c_youth.c_ypvte6 - how interested are you in politics?

Type	Code
qi_67	How interested are you in politics?

			Frequency
Valid	1	very interested	172
	2	fairly interested	1,094
	3	not interested	3,049
Missing	-9	missing	111
	-8	inapplicable	
	-2	refusal	
	-1	don't know	


Valid	Invalid	Minimum	Maximum	Mean
4315	111	1	3	2.67

us3_c_youth.c_yplvhm - at what age would you like to leave home?

Type	Code
qi_youngadults_w3_lvhm	At what age would you like to leave home?
qi_68	At what age would you like to leave home?

			Frequency
Missing	-9	missing	666
	-8	inapplicable	
	-2	refusal	
	-1	don't know	

Valid	Invalid	Minimum	Maximum	Mean
3760	666	0	74	20.31

 us3_c_youth.c_ypsoc90 - future occupation (soc 90)

Type	Code
qi_69	Finally, what job would you like to do once you leave school or finish your full-time education?

Frequency

Valid	100	General administrators; national government (Assistant Secretary/Grade 5 and above)	2
	101	General Managers; large companies and organisations	1
	102	Local government officers (administrative and executive functions)	
	103	General administrators; national government (HEO to Senior Principal/Grade 6)	
	110	Production, works and maintenance managers	
	111	Managers in building contracting	1
	112	Clerks of works	
	113	Managers in mining and energy industries	
	120	Treasurers and company financial managers	6
	121	Marketing and sales managers	3
	122	Purchasing managers	
	123	Advertising and public relations managers	4
	124	Personnel, training and industrial relations managers	1
	125	Organisation and methods and work study managers	
	126	Computer systems and data processing managers	
	127	Company secretaries	1
	130	Credit controllers	
	131	Bank, Building Society and Post Office managers (except self-employed)	3
	132	Civil service executive officers government	
	139	Other financial institutions and office managers n.e.c.	
	140	Transport managers n.e.c.	
	141	Stores controllers	
	142	Managers in warehousing and other materials handling	
	150	Officers in UK armed forces	8
	151	Officers in foreign and Commonwealth armed forces	
	152	Police officer (inspector and above)	
	153	Fire service officers (station officer and above)	
	154	Prison officers (principal officer and above)	
	155	Customs and excise, immigration	

Missing	-9	missing	1,232
	-8	inapplicable	
	-7	proxy respondent	
	-2	refusal	
	-1	don't know	

Valid	Invalid	Minimum	Maximum	Mean
3194	1232	100	958	393.62

us3_c_youth.c_ypsoc00 - future occupation (soc2000)

Type	Code
qi_youngadults_w3_yasoc00	What job would you like to do once you leave school, finish your training or finish full-time education?
qi_69	Finally, what job would you like to do once you leave school or finish your full-time education?

	Frequency
--	-----------

Valid	1111	Senior officials (national governments)	2
	1112	Directors and chief executives (major organisations)	1
	1113	Senior officials (local government)	
	1114	Senior officials (special interest organisations)	
	1121	Production, works and maintenance managers	
	1122	Managers in building and contracting	1
	1123	Managers in mining and energy	
	1131	Financial managers and chartered secretaries	7
	1132	Marketing and sales managers	1
	1133	Purchasing managers	
	1134	Advertising and public relations managers	
	1135	Personnel, training and industrial relations managers	1
	1136	Information and communications technology managers	
	1137	Research and development managers	
	1141	Quality assurance managers	
	1142	Customer care managers	
	1151	Financial institution managers	3
	1152	Office managers	
	1161	Transport and distribution managers	
	1162	Stores and warehouse managers	
	1163	Retail and wholesale managers	
	1171	Officers in armed forces	8
	1172	Police officers (inspectors and above)	
	1173	Senior officers in fire, ambulance, prison and related services	
	1174	Security managers	
	1181	Hospital and health service managers	
	1182	Pharmacy managers	
	1183	Healthcare practice managers	
	1184	Social services managers	
	1185	Residential and day care managers	
	1211	Farm managers	
	1212	Natural environment and conservation managers	
1219	Managers in animal husbandry,	2	

Missing	-9	missing	1,232
	-8	inapplicable	
	-7	proxy respondent	
	-2	refusal	
	-1	don't know	

Valid	Invalid	Minimum	Maximum	Mean
3194	1232	1111	9244	3513.34

us3_c_youth.c_ypsoc10 - future occupation (soc2010)

Type	Code
qi_69	Finally, what job would you like to do once you leave school or finish your full-time education?

	Frequency
--	-----------

Valid	1115	Chief executives and senior officials	2
	1116	Elected officers and representatives	1
	1121	Production managers and directors in manufacturing	
	1122	Production managers and directors in construction	1
	1123	Production managers and directors in mining and energy	
	1131	Financial managers and directors	7
	1132	Marketing and sales directors	1
	1133	Purchasing managers and directors	
	1134	Advertising and public relations directors	
	1135	Human resource managers and directors	
	1136	Information technology and telecommunications directors	
	1139	Functional managers and directors n.e.c.	
	1150	Financial institution managers and directors	3
	1161	Managers and directors in transport and distribution	
	1162	Managers and directors in storage and warehousing	
	1171	Officers in armed forces	8
	1172	Senior police officers	
	1173	Senior officers in fire, ambulance, prison and related services	
	1181	Health services and public health managers and directors	
	1184	Social services managers and directors	
	1190	Managers and directors in retail and wholesale	
	1211	Managers and proprietors in agriculture and horticulture	
	1213	Managers and proprietors in forestry, fishing and related services	2
	1221	Hotel and accommodation managers and proprietors	5
	1223	Restaurant and catering establishment managers and proprietors	2
	1224	Publicans and managers of licensed premises	1
	1225	Leisure and sports managers	

Missing	-9	missing	1,232
	-8	inapplicable	
	-7	proxy respondent	
	-2	refusal	
	-1	don't know	

Valid	Invalid	Minimum	Maximum	Mean
3194	1232	1115	9275	3475.13

us3_c_youth.c_fnpid - Natural father: PIDP

Type	Code
------	------

			Frequency
Missing	-9	missing	
	-8	inapplicable	1,467
	-2	refusal	
	-1	don't know	

Valid	Invalid	Minimum	Maximum	Mean
2959	1467	68029931	1634567687	765883334.79

us3_c_youth.c_mnpid - Natural mother: PIDP

Type	Code
------	------

			Frequency
Missing	-9	missing	
	-8	inapplicable	208
	-2	refusal	
	-1	don't know	

Valid	Invalid	Minimum	Maximum	Mean
4218	208	68029927	1634567691	762080382.45

us3_c_youth.c_pn1pid - Natural parent 1: PIDP

Type	Code
------	------

			Frequency
Missing	-9	missing	
	-8	inapplicable	84
	-2	refusal	
	-1	don't know	

Valid	Invalid	Minimum	Maximum	Mean
4342	84	68029927	1634567687	762181873.05

us3_c_youth.c_pn1pno - Natural parent 1: PNO

Type	Code
------	------

			Frequency
Valid	0	not in hh	84
Missing	-9	missing	
	-8	inapplicable	
	-2	refusal	
	-1	don't know	

Valid	Invalid	Minimum	Maximum	Mean
4426	0	0	7	1.07

us3_c_youth.c_pn1sex - Natural parent 1: Sex

Type	Code
------	------

			Frequency
Valid	1	male	1,498
	2	female	2,844
Missing	-9	missing	
	-8	inapplicable	84
	-2	refusal	
	-1	don't know	

Valid	Invalid	Minimum	Maximum	Mean
4342	84	1	2	1.66

us3_c_youth.c_pn2pid - Natural parent 2: PIDP

Type	Code
------	------

			Frequency
Missing	-9	missing	
	-8	inapplicable	1,589
	-2	refusal	
	-1	don't know	

Valid	Invalid	Minimum	Maximum	Mean
2837	1589	68029931	1634567691	765834730.77

us3_c_youth.c_pn2pno - Natural parent 2: PNO

Type	Code
------	------

			Frequency
Valid	0	not in hh	1,589

Missing	-9	missing	
	-8	inapplicable	
	-2	refusal	
	-1	don't know	

Valid	Invalid	Minimum	Maximum	Mean
4426	0	0	8	1.34

us3_c_youth.c_pn2sex - Natural parent 2: Sex

Type	Code
------	------

			Frequency
Valid	1	male	1,461
	2	female	1,376
Missing	-9	missing	
	-8	inapplicable	1,589
	-2	refusal	
	-1	don't know	

Valid	Invalid	Minimum	Maximum	Mean
2837	1589	1	2	1.49

us3_c_youth.c_pns1pid - Nat/step/adopt parent 1: PIDP

Type	Code
------	------

			Frequency
Missing	-9	missing	
	-8	inapplicable	61
	-2	refusal	
	-1	don't know	

Valid	Invalid	Minimum	Maximum	Mean
4365	61	68029927	1634567687	762059749.83

us3_c_youth.c_pns1pno - Nat/step/adopt parent 1: PNO

Type	Code
------	------

			Frequency
Valid	0	not in hh	61
Missing	-9	missing	
	-8	inapplicable	
	-2	refusal	
	-1	don't know	


Valid	Invalid	Minimum	Maximum	Mean
4426	0	0	7	1.03

 us3_c_youth.c_pns1sex - Nat/step/adopt parent 1: Sex

Type	Code
------	------

			Frequency
Valid	1	male	1,622
	2	female	2,743
Missing	-9	missing	
	-8	inapplicable	61
	-2	refusal	
	-1	don't know	

Valid	Invalid	Minimum	Maximum	Mean
4365	61	1	2	1.63

 us3_c_youth.c_pns2pid - Nat/step/adopt parent 2: PIDP

Type	Code
------	------

			Frequency
Missing	-9	missing	
	-8	inapplicable	1,145
	-2	refusal	
	-1	don't know	

Valid	Invalid	Minimum	Maximum	Mean
3281	1145	68029931	1634567691	760046238.15

 us3_c_youth.c_pns2pno - Nat/step/adopt parent 2: PNO

Type	Code
------	------

			Frequency
Valid	0	not in hh	1,145
Missing	-9	missing	
	-8	inapplicable	
	-2	refusal	
	-1	don't know	

Valid	Invalid	Minimum	Maximum	Mean
4426	0	0	8	1.6

 us3_c_youth.c_pns2sex - Nat/step/adopt parent 2: Sex

Type	Code
------	------

	Frequency
--	-----------

Valid	1	male	1,737
	2	female	1,544
Missing	-9	missing	
	-8	inapplicable	1,145
	-2	refusal	
	-1	don't know	

Valid	Invalid	Minimum	Maximum	Mean
3281	1145	1	2	1.47

us3_c_youth.c_grfpid - Grand father: PIDP

Type	Code
------	------

			Frequency
Missing	-9	missing	
	-8	inapplicable	4,358
	-2	refusal	
	-1	don't know	

Valid	Invalid	Minimum	Maximum	Mean
68	4358	68378087	1633132215	782140339.4

us3_c_youth.c_grmpid - Grand mother: PIDP

Type	Code
------	------

			Frequency
Missing	-9	missing	
	-8	inapplicable	4,317
	-2	refusal	
	-1	don't know	

Valid	Invalid	Minimum	Maximum	Mean
109	4317	68378091	1634143367	894772968.53

us3_c_youth.c_sex_dv - Sex, derived

Type	Code
------	------

			Frequency
Valid	0	inconsistent	
	1	Male	2,221
	2	Female	2,205
Missing	-9	missing	
	-8	inapplicable	
	-2	refusal	
	-1	don't know	

Valid	Invalid	Minimum	Maximum	Mean
4426	0	1	2	1.5

 us3_c_youth.c_age_dv - Age, derived from dob_dv and intdat_dv

Type	Code
------	------

			Frequency
Missing	-9	missing	1
	-8	inapplicable	
	-2	refusal	
	-1	don't know	

Valid	Invalid	Minimum	Maximum	Mean
4425	1	9	16	12.54

 us3_c_youth.c_ethn_dv - Ethnic group (derived from multiple sources)

Type	Code
------	------

			Frequency
Valid	1	british/english/scottish/welsh/northern irish	3,319
	2	irish	95
	3	gypsy or irish traveller	13
	4	any other white background	60
	5	white and black caribbean	59
	6	white and black african	31
	7	white and asian	38
	8	any other mixed background	53
	9	indian	138
	10	pakistani	188
	11	bangladeshi	129
	12	chinese	5
	13	any other asian background	53
	14	caribbean	60
	15	african	144
	16	any other black background	17
	17	arab	15
	97	any other ethnic group	5
Missing	-9	missing	4
	-8	inapplicable	
	-2	refusal	
	-1	don't know	

Valid	Invalid	Minimum	Maximum	Mean
4422	4	1	97	3.23

 us3_c_youth.c_intdatd_dv - Interview date: Day, derived

Type	Code
------	------

			Frequency
Missing	-9	missing	
	-8	inapplicable	
	-2	refusal	
	-1	don't know	

Valid	Invalid	Minimum	Maximum	Mean
4426	0	1	31	15.94

 us3_c_youth.c_intdatm_dv - Interview date: Month, derived

Type	Code
------	------

			Frequency
Missing	-9	missing	
	-8	inapplicable	
	-2	refusal	
	-1	don't know	


Valid	Invalid	Minimum	Maximum	Mean
4426	0	1	12	6.37

 us3_c_youth.c_intdaty_dv - Interview date: Year, derived

Type	Code
------	------

			Frequency
Missing	-9	missing	
	-8	inapplicable	
	-2	refusal	
	-1	don't know	

Valid	Invalid	Minimum	Maximum	Mean
4426	0	2011	2013	2011.45

 us3_c_youth.c_dobm_dv - DOB: Month, derived

Type	Code
------	------

			Frequency
Missing	-9	missing	1
	-8	inapplicable	
	-2	refusal	
	-1	don't know	

Valid	Invalid	Minimum	Maximum	Mean
4425	1	1	12	6.53

us3_c_youth.c_doby_dv - DOB: Year, derived

Type	Code
------	------

			Frequency
Missing	-9	missing	1
	-8	inapplicable	
	-2	refusal	
	-1	don't know	

Valid	Invalid	Minimum	Maximum	Mean
4425	1	1994	2002	1998.4

us3_c_youth.c_npn_dv - Number of R's natural parents in hh

Type	Code
------	------

			Frequency
Valid	0	none	84
Missing	-9	missing	
	-8	inapplicable	
	-2	refusal	
	-1	don't know	

Valid	Invalid	Minimum	Maximum	Mean
4426	0	0	2	1.62

us3_c_youth.c_npns_dv - Number of R's nat/step/adopt parents in hh

Type	Code
------	------

			Frequency
Valid	0	none	61
Missing	-9	missing	
	-8	inapplicable	
	-2	refusal	
	-1	don't know	

Valid	Invalid	Minimum	Maximum	Mean
4426	0	0	3	1.73

us3_c_youth.c_ngrp_dv - Number of R's grandparents in hh

Type	Code
------	------

			Frequency
--	--	--	-----------

Valid	0	none	4,297
Missing	-9	missing	
	-8	inapplicable	
	-2	refusal	
	-1	don't know	

Valid	Invalid	Minimum	Maximum	Mean
4426	0	0	2	0.04

us3_c_youth.c_nnsib_dv - Number of R's natural siblings in hh

Type	Code
------	------

			Frequency
Valid	0	none in hh	786
Missing	-9	missing	
	-8	inapplicable	
	-2	refusal	
	-1	don't know	

Valid	Invalid	Minimum	Maximum	Mean
4426	0	0	10	1.43

us3_c_youth.c_nnssib_dv - Number of R's nat/step/adopt siblings in hh

Type	Code
------	------

			Frequency
Missing	-9	missing	
	-8	inapplicable	
	-2	refusal	
	-1	don't know	

Valid	Invalid	Minimum	Maximum	Mean
4426	0	0	10	1.58

us3_c_youth.c_ypsdqes_dv - SDQ Subscale: Emotional Symptoms

Type	Code
------	------

			Frequency
Missing	-9	missing	24
	-8	inapplicable	
	-2	refusal	
	-1	don't know	

Valid	Invalid	Minimum	Maximum	Mean
4402	24	0	10	2.72

 us3_c_youth.c_ypsdcqp_dv - SDQ Subscale: Conduct Problems

Type	Code
------	------

			Frequency
Missing	-9	missing	26
	-8	inapplicable	
	-2	refusal	
	-1	don't know	

Valid	Invalid	Minimum	Maximum	Mean
4400	26	0	10	2.15

 us3_c_youth.c_ypsdcqha_dv - SDQ Subscale: Hyperactivity/Inattention

Type	Code
------	------

			Frequency
Missing	-9	missing	27
	-8	inapplicable	
	-2	refusal	
	-1	don't know	


Valid	Invalid	Minimum	Maximum	Mean
4399	27	0	10	3.85

 us3_c_youth.c_ypsdcqpp_dv - SDQ Subscale: Peer Relationship Problems

Type	Code
------	------

			Frequency
Missing	-9	missing	26
	-8	inapplicable	
	-2	refusal	
	-1	don't know	

Valid	Invalid	Minimum	Maximum	Mean
4400	26	0	10	1.68

 us3_c_youth.c_ypsdcqps_dv - SDQ Subscale: Prosocial

Type	Code
------	------

			Frequency
--	--	--	-----------

Missing	-9	missing	23
	-8	inapplicable	
	-2	refusal	
	-1	don't know	

Valid	Invalid	Minimum	Maximum	Mean
4403	23	0	10	7.73

us3_c_youth.c_ypsdqtd_dv - SDQ Total Difficulties Score

Type	Code
------	------

			Frequency
Missing	-9	missing	31
	-8	inapplicable	
	-2	refusal	
	-1	don't know	

Valid	Invalid	Minimum	Maximum	Mean
4395	31	0	35	10.39

us3_c_youth.c_yprelig_dv - Religion: condensed GB-NI version

Type	Code
------	------

			Frequency
Valid	1	none	1,664
	2	Christian	1,834
	3	Muslim	461
	4	Hindu	70
	5	Other	122
Missing	-9	missing	275
	-8	inapplicable	
	-2	refusal	
	-1	don't know	

Valid	Invalid	Minimum	Maximum	Mean
4151	275	1	5	1.83

us3_c_youth.c_country - Country of residence

Type	Code
------	------

			Frequency
Valid	1	England	3,407
	2	Wales	303
	3	Scotland	381
	4	Northern Ireland	334

Missing	-9	missing	1
	-8	inapplicable	
	-2	refusal	
	-1	don't know	

Valid	Invalid	Minimum	Maximum	Mean
4425	1	1	4	1.47

us3_c_youth.c_gor_dv - Government Office Region

Type	Code
------	------

			Frequency
Valid	1	North East	144
	2	North West	453
	3	Yorkshire and the Humber	340
	4	East Midlands	329
	5	West Midlands	373
	6	East of England	355
	7	London	595
	8	South East	489
	9	South West	329
	10	Wales	303
	11	Scotland	381
	12	Northern Ireland	334
Missing	-9	missing	1
	-8	inapplicable	
	-2	refusal	
	-1	don't know	

Valid	Invalid	Minimum	Maximum	Mean
4425	1	1	12	6.7

us3_c_youth.c_urban_dv - Urban or rural area, derived

Type	Code
------	------

			Frequency
Valid	1	urban area	3,391
	2	rural area	1,034
Missing	-9	missing	1
	-8	inapplicable	
	-2	refusal	
	-1	don't know	

Valid	Invalid	Minimum	Maximum	Mean
4425	1	1	2	1.23

 us3_c_youth.c_hhresp_dv - Household response status

Type	Code
------	------

			Frequency
Valid	1	All present adults interviewed	3,256
	2	All present adults interview or proxy	616
	3	At least one adult interview	552
	9	No adult interviews and other	2
Missing	-9	missing	
	-8	inapplicable	
	-2	refusal	
	-1	don't know	

Valid	Invalid	Minimum	Maximum	Mean
4426	0	1	9	1.39

 us3_c_youth.c_agegr5_dv - Age group (DVAGE): 5 year intervals

Type	Code
------	------

			Frequency
Valid	1	0-4 years old	
	2	5-9 years old	
	3	10-14 years old	3,690
	4	15-19 years old	736
	5	20-24 years old	
	6	25-29 years old	
	7	30-34 years old	
	8	35-39 years old	
	9	40-44 years old	
	10	45-49 years old	
	11	50-54 years old	
	12	55-59 years old	
	13	60-64 years old	
	14	65-69 years old	
	15	70 years or older	
Missing	-9	missing	
	-8	inapplicable	
	-2	refusal	
	-1	don't know	

Valid	Invalid	Minimum	Maximum	Mean
4426	0	3	4	3.17

 us3_c_youth.c_agegr10_dv - Age group (DVAGE): 10 year intervals

Type	Code
------	------

			Frequency
Valid	1	0-9 years old	
	2	10-19 years old	4,426
	3	20-29 years old	
	4	30-39 years old	
	5	40-49 years old	
	6	50-59 years old	
	7	60-69 years old	
	8	70 years or older	
Missing	-9	missing	
	-8	inapplicable	
	-2	refusal	
	-1	don't know	

Valid	Invalid	Minimum	Maximum	Mean
4426	0	2	2	2

 us3_c_youth.c_agegr13_dv - Age group (DVAGE): 13 categories

Type	Code
------	------

			Frequency
Valid	1	0-15 years old	4,426
	2	16-17 years old	
	3	18-19 years old	
	4	20-24 years old	
	5	25-29 years old	
	6	30-34 years old	
	7	35-39 years old	
	8	40-44 years old	
	9	45-49 years old	
	10	50-54 years old	
	11	55-59 years old	
	12	60-64 years old	
	13	65 years or older	
Missing	-9	missing	
	-8	inapplicable	
	-2	refusal	
	-1	don't know	

Valid	Invalid	Minimum	Maximum	Mean
4426	0	1	1	1

 us3_c_youth.c_buno_dv - benefit unit number

Type	Numeric
------	---------

Valid	Invalid	Minimum	Maximum	Mean
4407	19	1	7	1.03

 us3_c_youth.c_adresp15_dv - PNO of person responsible for child under 16

Type	Code
------	------

			Frequency
Missing	-9	missing	20
	-8	inapplicable	6
	-2	refusal	
	-1	don't know	

Valid	Invalid	Minimum	Maximum	Mean
4400	26	1	8	1.41

 us3_c_youth.c_rach16_dv - Whether responsible for child under 16

Type	Code
------	------

			Frequency
Valid	1	yes	
	2	no	7
Missing	-9	missing	
	-8	inapplicable	4,419
	-2	refusal	
	-1	don't know	

Valid	Invalid	Minimum	Maximum	Mean
7	4419	2	2	2

 us3_c_youth.c_hrpid - Household reference person: PIDP

Type	Numeric
------	---------

Valid	Invalid	Minimum	Maximum	Mean
4426	0	68029931	1634567687	763989751.06

 us3_c_youth.c_hrpn0 - Household reference person: PNO

Type	Numeric
------	---------

Valid	Invalid	Minimum	Maximum	Mean
-------	---------	---------	---------	------

4426	0	1	10	1.43
------	---	---	----	------

us3_c_youth.c_fnpno - Natural father: PNO

Type	Code
------	------

			Frequency
Valid	0	not in hh	1,467
Missing	-9	missing	
	-8	inapplicable	
	-2	refusal	
	-1	don't know	

Valid	Invalid	Minimum	Maximum	Mean
4426	0	0	7	1.06

us3_c_youth.c_fnspid - Nat/step/adopt father: PIDP

Type	Code
------	------

			Frequency
Missing	-9	missing	
	-8	inapplicable	1,068
	-2	refusal	
	-1	don't know	

Valid	Invalid	Minimum	Maximum	Mean
3358	1068	68029931	1634567687	761038589.46

us3_c_youth.c_fnspno - Nat/step/adopt father: PNO

Type	Code
------	------

			Frequency
Valid	0	not in hh	1,068
Missing	-9	missing	
	-8	inapplicable	
	-2	refusal	
	-1	don't know	

Valid	Invalid	Minimum	Maximum	Mean
4426	0	0	7	1.26

us3_c_youth.c_mnpno - Natural mother: PNO

Type	Code
------	------

			Frequency
Valid	0	not in hh	208

Missing	-9	missing	
	-8	inapplicable	
	-2	refusal	
	-1	don't know	

Valid	Invalid	Minimum	Maximum	Mean
4426	0	0	8	1.34

us3_c_youth.c_mnspid - Nat/step/adopt mother: PIDP

Type	Code
------	------

			Frequency
Missing	-9	missing	
	-8	inapplicable	141
	-2	refusal	
	-1	don't know	

Valid	Invalid	Minimum	Maximum	Mean
4285	141	68029927	1634567691	761169165.9

us3_c_youth.c_mnspno - Nat/step/adopt mother: PNO

Type	Code
------	------

			Frequency
Valid	0	not in hh	141
Missing	-9	missing	
	-8	inapplicable	
	-2	refusal	
	-1	don't know	

Valid	Invalid	Minimum	Maximum	Mean
4426	0	0	8	1.37

us3_c_youth.c_grfpno - Grand father: PNO

Type	Code
------	------

			Frequency
Valid	0	not in hh	4,358
Missing	-9	missing	
	-8	inapplicable	
	-2	refusal	
	-1	don't know	


Valid	Invalid	Minimum	Maximum	Mean
4426	0	0	10	0.04

 us3_c_youth.c_grmpno - Grand father: PNO

Type	Code
------	------

			Frequency
Valid	0	not in hh	4,317
Missing	-9	missing	
	-8	inapplicable	
	-2	refusal	
	-1	don't know	

Valid	Invalid	Minimum	Maximum	Mean
4426	0	0	13	0.07

 us3_c_youth.c_ythscub_xw - combined cross-sectional youth interview weight

Type	Numeric
------	---------

Valid	Invalid	Minimum	Maximum	Mean
4426	0	0	3.14	0.94