

Metadata Downloaded from



<https://discovery.closer.ac.uk/>

Licensed under the Non-Commercial Government Licence  
<http://www.nationalarchives.gov.uk/doc/non-commercial-government-licence/version/2/>

## Table of Contents

<a href="#">Wave 1 Enumeration information Dataset</a> .....	6
<a href="#">us1_a_indall.pidp - cross-wave person identifier (public release)</a> .....	6
<a href="#">us1_a_indall.a_hidp - household identifier (public release)</a> .....	6
<a href="#">us1_a_indall.a_pno - person number</a> .....	6
<a href="#">us1_a_indall.a_hhorig - sample origin</a> .....	6
<a href="#">us1_a_indall.a_memorig - Sample origin, individual</a> .....	7
<a href="#">us1_a_indall.a_psu - Primary sampling unit</a> .....	7
<a href="#">us1_a_indall.a_strata - Strata</a> .....	8
<a href="#">us1_a_indall.a_sampst - Sample status</a> .....	8
<a href="#">us1_a_indall.a_month - month of sample issue</a> .....	8
<a href="#">us1_a_indall.a_ivfio - individual response outcome</a> .....	9
<a href="#">us1_a_indall.a_ioutcome - final outcome code</a> .....	10
<a href="#">us1_a_indall.a_ivfho - household response outcome</a> .....	11
<a href="#">us1_a_indall.a_sex - sex</a> .....	13
<a href="#">us1_a_indall.a_dvage - age for whole sample, from birth or ageif</a> .....	13
<a href="#">us1_a_indall.a_birthm - month of birth</a> .....	13
<a href="#">us1_a_indall.a_birthy - year of birth</a> .....	14
<a href="#">us1_a_indall.a_absflag - absent flag</a> .....	14
<a href="#">us1_a_indall.a_ageest - estimate: age of member</a> .....	14
<a href="#">us1_a_indall.a_ageif - age last birthday</a> .....	15
<a href="#">us1_a_indall.a_absreason - reason member is absent</a> .....	15
<a href="#">us1_a_indall.a_marstat - legal marital status</a> .....	15
<a href="#">us1_a_indall.a_livesp - living with spouse</a> .....	16
<a href="#">us1_a_indall.a_livewith - living as part of a couple in household</a> .....	16
<a href="#">us1_a_indall.a_employ - in paid employment</a> .....	17
<a href="#">us1_a_indall.a_hgbiom - pno of biological mother - derived</a> .....	17
<a href="#">us1_a_indall.a_hgbi of - pno of biological father - derived</a> .....	17
<a href="#">us1_a_indall.a_hgadoptm - person number of adoptive mother - derived</a> .....	18
<a href="#">us1_a_indall.a_hgadoptf - person number of adoptive father - derived</a> .....	18
<a href="#">us1_a_indall.a_hgpart - pno of spouse/civil partner - derived</a> .....	18
<a href="#">us1_a_indall.a_respf16 - whether father of child under age 16 in hh</a> .....	19
<a href="#">us1_a_indall.a_respm16 - whether mother of child under age 16 in hh</a> .....	19
<a href="#">us1_a_indall.a_adresp15 - adult responsible for child aged 15 or under</a> .....	19
<a href="#">us1_a_indall.a_adresp17 - adult responsible for child aged 17 or under</a> .....	19
<a href="#">us1_a_indall.a_ethnic1 - indian</a> .....	20
<a href="#">us1_a_indall.a_ethnic2 - mixed indian</a> .....	20
<a href="#">us1_a_indall.a_ethnic3 - pakistani</a> .....	20

<a href="#">us1_a_indall.a_ethnic4 - bangladeshi</a>	21
<a href="#">us1_a_indall.a_ethnic5 - sri lanken</a>	21
<a href="#">us1_a_indall.a_ethnic6 - caribbean/west indian</a>	21
<a href="#">us1_a_indall.a_ethnic7 - mixed caribbean/west indian</a>	22
<a href="#">us1_a_indall.a_ethnic8 - north african</a>	22
<a href="#">us1_a_indall.a_ethnic9 - black african</a>	22
<a href="#">us1_a_indall.a_ethnic10 - african asian</a>	23
<a href="#">us1_a_indall.a_ethnic11 - chinese</a>	23
<a href="#">us1_a_indall.a_ethnic12 - far eastern</a>	24
<a href="#">us1_a_indall.a_ethnic13 - turkish</a>	24
<a href="#">us1_a_indall.a_ethnic14 - middle eastern/iranian</a>	24
<a href="#">us1_a_indall.a_ethnic96 - none of these</a>	25
<a href="#">us1_a_indall.a_lingua - language of translated interview required</a>	25
<a href="#">us1_a_indall.a_unprod - interviewer. please enter outcome code for name self completion</a>	25
<a href="#">us1_a_indall.a_reasref - interviewer: code main reason why name refused to take part</a>	26
<a href="#">us1_a_indall.a_ivintleng - language individual questionnaire completed in</a>	27
<a href="#">us1_a_indall.a_ivwhoint - who conducted individual interview</a>	28
<a href="#">us1_a_indall.a_ldaflag - lda flag for individual</a>	28
<a href="#">us1_a_indall.a_emboost - ethnic minority boost flag</a>	29
<a href="#">us1_a_indall.a_gpcomp - general population sample comparison with em boost</a>	29
<a href="#">us1_a_indall.a_lda - low density area for ethnic minorities</a>	29
<a href="#">us1_a_indall.a_intdatd_if - Interview date: Day, imputation flag</a>	30
<a href="#">us1_a_indall.a_intdatm_if - Interview date: Month, imputation flag</a>	30
<a href="#">us1_a_indall.a_intdaty_if - Interview date: Year, imputation flag</a>	30
<a href="#">us1_a_indall.a_doby_if - DOB Year imputation flag</a>	31
<a href="#">us1_a_indall.a_age_if - Imputation flag for age_dv</a>	31
<a href="#">us1_a_indall.a_ppsex - Partner's sex</a>	31
<a href="#">us1_a_indall.a_fnpid - Natural father: PIDP</a>	31
<a href="#">us1_a_indall.a_mnpid - Natural mother: PIDP</a>	32
<a href="#">us1_a_indall.a_pn1pid - Natural parent 1: PIDP</a>	32
<a href="#">us1_a_indall.a_pn1pno - Natural parent 1: PNO</a>	32
<a href="#">us1_a_indall.a_pn1sex - Natural parent 1: Sex</a>	33
<a href="#">us1_a_indall.a_pn2pid - Natural parent 2: PIDP</a>	33
<a href="#">us1_a_indall.a_pn2pno - Natural parent 2: PNO</a>	33
<a href="#">us1_a_indall.a_pn2sex - Natural parent 2: Sex</a>	33
<a href="#">us1_a_indall.a_pns1pid - Nat/step/adopt parent 1: PIDP</a>	34
<a href="#">us1_a_indall.a_pns1pno - Nat/step/adopt parent 1: PNO</a>	34
<a href="#">us1_a_indall.a_pns1sex - Nat/step/adopt parent 1: Sex</a>	34
<a href="#">us1_a_indall.a_pns2pid - Nat/step/adopt parent 2: PIDP</a>	35
<a href="#">us1_a_indall.a_pns2pno - Nat/step/adopt parent 2: PNO</a>	35

<a href="#">us1_a_indall.a_pns2sex - Nat/step/adopt parent 2: Sex</a> .....	35
<a href="#">us1_a_indall.a_grfpid - Grand father: PIDP</a> .....	35
<a href="#">us1_a_indall.a_grmpid - Grand mother: PIDP</a> .....	36
<a href="#">us1_a_indall.a_sex_dv - Sex, derived</a> .....	36
<a href="#">us1_a_indall.a_age_dv - Age, derived from dob_dv and intdat_dv</a> .....	36
<a href="#">us1_a_indall.a_intdatd_dv - Interview date: Day, derived</a> .....	37
<a href="#">us1_a_indall.a_intdatm_dv - Interview date: Month, derived</a> .....	37
<a href="#">us1_a_indall.a_intdaty_dv - Interview date: Year, derived</a> .....	37
<a href="#">us1_a_indall.a_dobm_dv - DOB: Month, derived</a> .....	37
<a href="#">us1_a_indall.a_doby_dv - DOB: Year, derived</a> .....	38
<a href="#">us1_a_indall.a_pensioner_dv - Whether R is of pensionable age</a> .....	38
<a href="#">us1_a_indall.a_npn_dv - Number of R's natural parents in hh</a> .....	38
<a href="#">us1_a_indall.a_npns_dv - Number of R's nat/step/adopt parents in hh</a> .....	39
<a href="#">us1_a_indall.a_ngrp_dv - Number of R's grandparents in hh</a> .....	39
<a href="#">us1_a_indall.a_nnsib_dv - Number of R's natural siblings in hh</a> .....	39
<a href="#">us1_a_indall.a_nssib_dv - Number of R's nat/step/adopt siblings in hh</a> .....	39
<a href="#">us1_a_indall.a_npensioner_dv - Total # of pensionable age in hh</a> .....	40
<a href="#">us1_a_indall.a_ethn_dv - Ethnic group (derived from multiple sources)</a> .....	40
<a href="#">us1_a_indall.a_country - Country of residence</a> .....	41
<a href="#">us1_a_indall.a_gor_dv - government office region</a> .....	41
<a href="#">us1_a_indall.a_urban_dv - Urban or rural area, derived</a> .....	42
<a href="#">us1_a_indall.a_hhresp_dv - Household response status</a> .....	42
<a href="#">us1_a_indall.a_agegr5_dv - Age group (DVAGE): 5 year intervals</a> .....	42
<a href="#">us1_a_indall.a_agegr10_dv - Age group (DVAGE): 10 year intervals</a> .....	43
<a href="#">us1_a_indall.a_agegr13_dv - Age group (DVAGE): 13 categories</a> .....	43
<a href="#">us1_a_indall.a_livesp_dv - Lives with spouse in hh</a> .....	44
<a href="#">us1_a_indall.a_cohab_dv - Lives with cohabitee in hh</a> .....	44
<a href="#">us1_a_indall.a_single_dv - Single in hh</a> .....	45
<a href="#">us1_a_indall.a_mastat_dv - De facto marital status</a> .....	45
<a href="#">us1_a_indall.a_buno_dv - benefit unit number</a> .....	46
<a href="#">us1_a_indall.a_depchl_dv - Whether dependent child: DWP definition</a> .....	46
<a href="#">us1_a_indall.a_nchild_dv - Number of own children in household</a> .....	46
<a href="#">us1_a_indall.a_ndepchl_dv - Number of own dependent children in household</a> .....	46
<a href="#">us1_a_indall.a_adresp15_dv - PNO of person responsible for child under 16</a> .....	47
<a href="#">us1_a_indall.a_respm16_dv - whether natural/adoptive/step mother of child under 16</a> .....	47
<a href="#">us1_a_indall.a_respf16_dv - whether natural/adoptive/step/foster father of child under 16</a> .....	47
<a href="#">us1_a_indall.a_rach16_dv - Whether responsible for child under 16</a> .....	48
<a href="#">us1_a_indall.a_hrpid - Household reference person: PIDP</a> .....	48
<a href="#">us1_a_indall.a_hrpno - Household reference person: PNO</a> .....	48
<a href="#">us1_a_indall.a_ppid - partner's person identifier: PIDP</a> .....	48

<a href="#">us1_a_indall.a_ppno - partner's person number: PNO</a>	48
<a href="#">us1_a_indall.a_sppid - Spouse's person identifier: PIDP</a>	49
<a href="#">us1_a_indall.a_sppno - Spouse's person number: PNO</a>	49
<a href="#">us1_a_indall.a_fnpno - Natural father: PNO</a>	49
<a href="#">us1_a_indall.a_fnspid - Nat/step/adopt father: PIDP</a>	50
<a href="#">us1_a_indall.a_fnspno - Nat/step/adopt father: PNO</a>	50
<a href="#">us1_a_indall.a_mnpno - Natural mother: PNO</a>	50
<a href="#">us1_a_indall.a_mnspid - Nat/step/adopt mother: PIDP</a>	50
<a href="#">us1_a_indall.a_mnspno - Nat/step/adopt mother: PNO</a>	51
<a href="#">us1_a_indall.a_grfpno - Grand father: PNO</a>	51
<a href="#">us1_a_indall.a_grmpno - Grand father: PNO</a>	51
<a href="#">us1_a_indall.a_scflag_dv - flag for self-completion record</a>	52
<a href="#">us1_a_indall.a_psnenus_xd - person design weight</a>	52
<a href="#">us1_a_indall.a_psn5mus_xd - extra 5 minutes person design weight</a>	52
<a href="#">us1_a_indall.a_psnengp_xd - GPS person design weight</a>	52
<a href="#">us1_a_indall.a_psnenus_xw - cross-sectional enumerated person weight</a>	52

 Wave 1 Enumeration information Dataset

Title	Wave 1 Enumeration information Dataset
Alternate title	us1_a_indall
File Name	UKDA-SN-6614-12
Case Quantity	77309
Variable Count	132

**closer:sourceFileName**

us1\_a\_indall

 us1\_a\_indall.pidp - cross-wave person identifier (public release)

Type	Numeric
------	---------

Valid	Invalid	Minimum	Maximum	Mean
77309	0	68001367	1634649975	834100341.4

 us1\_a\_indall.a\_hidp - household identifier (public release)

Type	Numeric
------	---------

Valid	Invalid	Minimum	Maximum	Mean
77309	0	68001363	1634649963	834100332.67

 us1\_a\_indall.a\_pno - person number

Type	Code
------	------

			Frequency
Missing	-9	missing	
	-8	inapplicable	
	-2	refusal	
	-1	don't know	

Valid	Invalid	Minimum	Maximum	Mean
77309	0	1	16	2.18


 us1\_a\_indall.a\_hhorig - sample origin

Type	Code
------	------

			Frequency

Valid	1	ukhls gb 2009-10	60,597
	2	ukhls ni 2009-10	3,351
	3	bhps gb 1991	
	4	bhps sco 1999	
	5	bhps wal 1999	
	6	bhps ni 2001	
	7	ukhls emboost 2009-10	13,361
	11	ip original sample 2008	
	12	ip4 refreshment sample 2011	
	Missing	-9	missing
-8		inapplicable	
-7		proxy respondent	
-2		refusal	
-1		don't know	

Valid	Invalid	Minimum	Maximum	Mean
77309	0	1	7	2.08

 us1\_a\_indall.a\_memorig - Sample origin, individual

Type	Code
------	------

			Frequency
Valid	1	ukhls gb 2009-10	60,597
	2	ukhls ni 2009-10	3,351
	3	bhps gb 1991	
	4	bhps sco 1999	
	5	bhps wal 1999	
	6	bhps ni 2001	
	7	ukhls emboost 2009-10	13,361
	8	ukhls iemb 2014-15	
Missing	-9	missing	
	-8	inapplicable	
	-2	refusal	
	-1	don't know	

Valid	Invalid	Minimum	Maximum	Mean
77309	0	1	7	2.08

 us1\_a\_indall.a\_psu - Primary sampling unit

Type	Code
------	------

		Frequency
--	--	-----------

Missing	-9	missing	
	-8	inapplicable	
	-7	proxy and/or phone	
	-2	refusal	
	-1	don't know	

Valid	Invalid	Minimum	Maximum	Mean
77309	0	2001	51784	8123.15

### us1\_a\_indall.a\_strata - Strata

Type	Code
------	------

			Frequency
Missing	-9	missing	
	-8	inapplicable	
	-7	proxy and/or phone	
	-2	refusal	
	-1	don't know	

Valid	Invalid	Minimum	Maximum	Mean
77309	0	2001	5117	2876.42

### us1\_a\_indall.a\_sampst - Sample status

Type	Code
------	------

			Frequency
Valid	1	osm	76,215
	2	psm	26
	3	tsm	1,068
Missing	-9	missing	
	-8	inapplicable	
	-2	refusal	
	-1	don't know	

Valid	Invalid	Minimum	Maximum	Mean
77309	0	1	3	1.03

### us1\_a\_indall.a\_month - month of sample issue

Type	Code
------	------

			Frequency
--	--	--	-----------



Valid	1	jan yr1	2,970
	2	feb yr1	3,418
	3	mar yr1	3,571
	4	apr yr1	3,381
	5	may yr1	3,316
	6	jun yr1	3,356
	7	jul yr1	3,240
	8	aug yr1	3,524
	9	sep yr1	3,599
	10	oct yr1	3,199
	11	nov yr1	3,301
	12	dec yr1	3,466
	13	jan yr2	3,060
	14	feb yr2	3,053
	15	mar yr2	3,100
	16	apr yr2	2,931
	17	may yr2	3,296
	18	jun yr2	3,195
	19	jul yr2	3,078
	20	aug yr2	2,984
	21	sep yr2	3,105
	22	oct yr2	3,206
	23	nov yr2	3,128
	24	dec yr2	2,832
Missing	-9	missing	
	-8	inapplicable	
	-7	proxy respondent	
	-2	refusal	
	-1	don't know	


Valid	Invalid	Minimum	Maximum	Mean
77309	0	1	24	12.25

 us1\_a\_indall.a\_ivfio - individual response outcome

Type	Code
	Frequency

Valid	1	full interview	47,732
	2	proxy interview	3,262
	3	telephone intvw	
	9	lost capi intvw	
	10	refusal	4,155
	11	other non-intvw	3,225
	12	moved	
	14	ill/away during survey period	579
	15	too infirm/elderly	253
	16	language difficulties	230
	18	unknown eligibility	
	21	youth interview	4,899
	22	youth: refusal	
	23	youth: oth non-int	1,728
	24	child under 10	11,246
	25	youth non-interview	
	32	moved/non-int hh	
	50	refusal/non-int hh	
	51	lang prob/non-int hh	
	52	age, infirm/non-int hh	
	53	non-cont/non-int hh	
	54	out of scope/non-int hh	
	55	institutnsd/non-int hh	
	60	child <15 ref/non-int hh	
	61	chd <15 lang prob/non-int hh	
	62	chd <15 infirm/non-int hh	
	63	chd <15 non-cont/non-int hh	
	64	chd <15 o-o-scope/non-int hh	
	65	chd <15 instit/non-int hh	
	80	tsm - no osm/psm	
	81	prev wave adamant refusl	
	82	l-t untrace, w-drawn	
	83	withdrawn before field	
84	other ineligible		
98	other retiring		
99	dead		
Missing	-9	missing	
	-8	inapplicable	
	-2	refusal	
	-1	don't know	


Valid	Invalid	Minimum	Maximum	Mean
77309	0	1	24	7.24

 us1\_a\_indall.a\_ioutcome - final outcome code

Type	Code
------	------

			Frequency
Valid	11	fully productive interview	52,369
	13	full proxy interview	3,262
	21	partially productive interview	266
	23	partial proxy interview	
	34	no contact	2,139
	43	refusal before interview	5,636
	44	refusal during interview (unproductive partial)	247
	45	broken appointment - no recontact	247
	51	ill at home during survey period	141
	52	away or in hospital all survey period	438
	53	physically or mentally unable/incompetent	195
	54	language difficulties	230
	55	too elderly	58
	56	other reason for no interview	839
	77	ineligible - child under 10	11,242
Missing	-9	missing	
	-8	inapplicable	
	-2	refusal	
	-1	don't know	

Valid	Invalid	Minimum	Maximum	Mean
77309	0	11	77	24.96

 us1\_a\_indall.a\_ivfho - household response outcome

Type	Code
------	------

	Frequency
--	-----------

Valid	10	f2f - all eligible hh intv	48,830
	11	f2f - interviews + proxies	8,526
	12	f2f - interviews + refusal	19,537
	13	hh comp + ques only	416
	15	pxy at original addr	
	17	youth interview only	
	20	phone - all eligible hh intv	
	21	phone - interviews + proxies	
	22	phone - interviews + refusal	
	39	lost capi interview	
	40	demolished/derelict	
	41	business use only	
	42	temp accomm only	
	43	empty at first call	
	44	building not complete	
	45	institution, not private hh	
	50	address not found	
	51	no hh member contact	
	52	unable to locate address	
	53	contact made but not with correct people	
	54	address inaccessible	
	55	no phone contact with cati hhold	
	56	unknown eligibility	
	57	address ineligible	
	59	other non-contact	
	60	refus to rsrch cntre	
	61	refusal to intviewer	
	62	language problems	
	63	no intv.: age/health	
	64	missing person ref.	
	65	ill during survey period	
	70	moved prev wave add	
	80	out scope-institut'n'	
	81	moved out of scope	
90	whole hh deceased		
91	no psm's resident'		
92	adamant refusal		
93	l-t untrace, w-drawn		
94	new sample-withdrawn		
96	withdrawn before field		
97	other ineligible		
Missing	-9	missing	
	-8	inapplicable	
	-2	refusal	
	-1	don't know	

Valid	Invalid	Minimum	Maximum	Mean
77309	0	10	13	10.63

### us1\_a\_indall.a\_sex - sex

Type	Code
------	------

			Frequency
Valid	1	male	37,489
	2	female	39,820
Missing	-9	missing	
	-8	inapplicable	
	-2	refusal	
	-1	don't know	

Valid	Invalid	Minimum	Maximum	Mean
77309	0	1	2	1.52

### us1\_a\_indall.a\_dvage - age for whole sample, from birth or ageif

Type	Code
------	------

			Frequency
Missing	-9	missing	49
	-8	inapplicable	
	-2	refusal	
	-1	don't know	

Valid	Invalid	Minimum	Maximum	Mean
77260	49	0	101	36.08

### us1\_a\_indall.a\_birthm - month of birth

Type	Code
------	------

			Frequency
Valid	1	january	6,827
	2	february	5,998
	3	march	6,474
	4	april	6,321
	5	may	6,458
	6	june	6,419
	7	july	6,499
	8	august	6,345
	9	september	6,171
	10	october	6,350
	11	november	5,797
	12	december	6,077

Missing	-9	missing	33
	-8	inapplicable	
	-2	refusal	773
	-1	don't know	767

Valid	Invalid	Minimum	Maximum	Mean
75736	1573	1	12	6.42

### us1\_a\_indall.a\_birthy - year of birth

Type	Code
qi_hhgrid_w1_birthy	Can you tell me the year [NAME] was born?

			Frequency
Missing	-9	missing	33
	-8	inapplicable	
	-2	refusal	437
	-1	don't know	559

Valid	Invalid	Minimum	Maximum	Mean
76280	1029	1908	2011	1972.89

### us1\_a\_indall.a\_absflag - absent flag

Type	Code
------	------

			Frequency
Missing	-9	missing	
	-8	inapplicable	
	-2	refusal	
	-1	don't know	


Valid	Invalid	Minimum	Maximum	Mean
77309	0	0	1	0

### us1\_a\_indall.a\_ageest - estimate: age of member

Type	Code
------	------

			Frequency
Missing	-9	missing	76,391
	-8	inapplicable	
	-2	refusal	
	-1	don't know	


Valid	Invalid	Minimum	Maximum	Mean
918	76391	0	97	32.23

 us1\_a\_indall.a\_ageif - age last birthday

Type	Code
qi_hhgrid_w1_ageif	What was [NAME]'s age last birthday?

			Frequency
Missing	-9	missing	18
	-8	inapplicable	75,400
	-2	refusal	
	-1	don't know	

Valid	Invalid	Minimum	Maximum	Mean
1891	75418	0	98	32.01

 us1\_a\_indall.a\_absreason - reason member is absent

Type	Code
qi_hhgrid_w1_absreason	Earlier you mentioned that [NAME] is currently absent from this household, where is [NAME] currently?

			Frequency
Valid	1	on holiday	12
	2	working away	24
	3	boarding school	6
	4	college/university	169
	5	hospital	4
	6	care/nursing home	19
	7	retirement home	1
	8	local authority children's care home	3
	9	prison/young offenders institution	6
	97	other	25
Missing	-9	missing	27
	-8	inapplicable	77,011
	-2	refusal	
	-1	don't know	2

Valid	Invalid	Minimum	Maximum	Mean
269	77040	1	97	12.63

 us1\_a\_indall.a\_marstat - legal marital status

Type	Code
qi_hhgrid_w1_marstat	What is [NAME]'s legal marital status...

			Frequency
--	--	--	-----------

Valid	1	single & never married or in legally recog'd civil p'ship	20,134
	2	married	29,777
	3	in a registered same-sex civil partnership	98
	4	separated but legally married	1,410
	5	divorced	4,605
	6	widowed	3,329
	7	separated from civil partner	13
	8	an ex-civil partner,civil p'ship legally dissolved	3
	9	surviving civil partner (partner died)	4
Missing	-9	missing	
	-8	inapplicable	17,876
	-2	refusal	21
	-1	don't know	39

Valid	Invalid	Minimum	Maximum	Mean
59373	17936	1	9	2.17

### us1\_a\_indall.a\_livesp - living with spouse

Type	Code
qi_hhgrid_w1_livesp	May I just check, does [NAME]'s/your [spouse / civil partner] live with [NAME]/you in this household?

			Frequency
Valid	1	yes	29,397
	2	no	296
Missing	-9	missing	1
	-8	inapplicable	47,607
	-2	refusal	5
	-1	don't know	3

Valid	Invalid	Minimum	Maximum	Mean
29693	47616	1	2	1.01

### us1\_a\_indall.a\_livewith - living as part of a couple in household

Type	Code
qi_hhgrid_w1_livewith	May I just check, are you/is [NAME] living with someone in this household as a couple?

			Frequency
--	--	--	-----------



Valid	1	yes	6,507
	2	no	15,630
	3	spontaneous only: same sex couple	26
Missing	-9	missing	3
	-8	inapplicable	55,143
	-2	refusal	
	-1	don't know	

Valid	Invalid	Minimum	Maximum	Mean
22163	55146	1	3	1.71

 us1\_a\_indall.a\_employ - in paid employment

Type	Code
qi_hhgrid_w1_employ	Is [NAME] in paid employment?

			Frequency
Valid	1	yes	32,809
	2	no	26,557
Missing	-9	missing	6
	-8	inapplicable	17,876
	-2	refusal	35
	-1	don't know	26

Valid	Invalid	Minimum	Maximum	Mean
59366	17943	1	2	1.45

 us1\_a\_indall.a\_hgbiom - pno of biological mother - derived

Type	Code
------	------

			Frequency
Missing	-9	missing	
	-8	inapplicable	
	-2	refusal	
	-1	don't know	

Valid	Invalid	Minimum	Maximum	Mean
77309	0	0	14	0.49


 us1\_a\_indall.a\_hgbiof - pno of biological father - derived

Type	Code
------	------

			Frequency
--	--	--	-----------

Missing	-9	missing	
	-8	inapplicable	
	-2	refusal	
	-1	don't know	


Valid	Invalid	Minimum	Maximum	Mean
77309	0	0	10	0.38

 us1\_a\_indall.a\_hgadoptm - person number of adoptive mother - derived

Type	Code
------	------

			Frequency
Missing	-9	missing	
	-8	inapplicable	
	-2	refusal	
	-1	don't know	

Valid	Invalid	Minimum	Maximum	Mean
77309	0	0	6	0

 us1\_a\_indall.a\_hgadoptf - person number of adoptive father - derived

Type	Code
------	------

			Frequency
Missing	-9	missing	
	-8	inapplicable	
	-2	refusal	
	-1	don't know	

Valid	Invalid	Minimum	Maximum	Mean
77309	0	0	4	0

 us1\_a\_indall.a\_hgpart - pno of spouse/civil partner - derived

Type	Code
------	------

			Frequency
Missing	-9	missing	
	-8	inapplicable	
	-2	refusal	
	-1	don't know	

Valid	Invalid	Minimum	Maximum	Mean
77309	0	0	15	0.6

 us1\_a\_indall.a\_respf16 - whether father of child under age 16 in hh

Type	Code
------	------

			Frequency
Missing	-9	missing	
	-8	inapplicable	
	-2	refusal	
	-1	don't know	

Valid	Invalid	Minimum	Maximum	Mean
77309	0	1	2	1.91

 us1\_a\_indall.a\_respm16 - whether mother of child under age 16 in hh

Type	Code
------	------

			Frequency
Missing	-9	missing	
	-8	inapplicable	
	-2	refusal	
	-1	don't know	

Valid	Invalid	Minimum	Maximum	Mean
77309	0	1	2	1.87

 us1\_a\_indall.a\_adresp15 - adult responsible for child aged 15 or under

Type	Code
------	------

			Frequency
Missing	-9	missing	
	-8	inapplicable	59,433
	-2	refusal	
	-1	don't know	

Valid	Invalid	Minimum	Maximum	Mean
17876	59433	1	14	1.43

 us1\_a\_indall.a\_adresp17 - adult responsible for child aged 17 or under

Type	Code
------	------

			Frequency
Missing	-9	missing	110
	-8	inapplicable	57,116
	-2	refusal	
	-1	don't know	

Valid	Invalid	Minimum	Maximum	Mean
20083	57226	1	14	1.43

### us1\_a\_indall.a\_ethnic1 - indian

Type	Code
qi_hhgrid_w1_ethnic	Do you/Does [NAME] come from, or have parents or grandparents from any of the following ethnic groups?

			Frequency
Valid	0	not mentioned	60,028
	1	mentioned	3,020
Missing	-9	missing	
	-8	inapplicable	14,123
	-2	refusal	49
	-1	don't know	89

Valid	Invalid	Minimum	Maximum	Mean
63048	14261	0	1	0.05

### us1\_a\_indall.a\_ethnic2 - mixed indian

Type	Code
qi_hhgrid_w1_ethnic	Do you/Does [NAME] come from, or have parents or grandparents from any of the following ethnic groups?

			Frequency
Valid	0	not mentioned	62,756
	1	mentioned	292
Missing	-9	missing	
	-8	inapplicable	14,123
	-2	refusal	49
	-1	don't know	89

Valid	Invalid	Minimum	Maximum	Mean
63048	14261	0	1	0.01

### us1\_a\_indall.a\_ethnic3 - pakistani

Type	Code
qi_hhgrid_w1_ethnic	Do you/Does [NAME] come from, or have parents or grandparents from any of the following ethnic groups?

			Frequency
Valid	0	not mentioned	60,393
	1	mentioned	2,655

Missing	-9	missing	
	-8	inapplicable	14,123
	-2	refusal	49
	-1	don't know	89

Valid	Invalid	Minimum	Maximum	Mean
63048	14261	0	1	0.04

### us1\_a\_indall.a\_ethnic4 - bangladeshi

Type	Code
qi_hhgrid_w1_ethnic	Do you/Does [NAME] come from, or have parents or grandparents from any of the following ethnic groups?

			Frequency
Valid	0	not mentioned	60,983
	1	mentioned	2,065
Missing	-9	missing	
	-8	inapplicable	14,123
	-2	refusal	49
	-1	don't know	89

Valid	Invalid	Minimum	Maximum	Mean
63048	14261	0	1	0.03

### us1\_a\_indall.a\_ethnic5 - sri lanken

Type	Code
qi_hhgrid_w1_ethnic	Do you/Does [NAME] come from, or have parents or grandparents from any of the following ethnic groups?

			Frequency
Valid	0	not mentioned	62,612
	1	mentioned	436
Missing	-9	missing	
	-8	inapplicable	14,123
	-2	refusal	49
	-1	don't know	89

Valid	Invalid	Minimum	Maximum	Mean
63048	14261	0	1	0.01

### us1\_a\_indall.a\_ethnic6 - caribbean/west indian

Type	Code
qi_hhgrid_w1_ethnic	Do you/Does [NAME] come from, or have parents or grandparents from any of the following ethnic groups?

			Frequency
--	--	--	-----------

Valid	0	not mentioned	61,077
	1	mentioned	1,971
Missing	-9	missing	
	-8	inapplicable	14,123
	-2	refusal	49
	-1	don't know	89

Valid	Invalid	Minimum	Maximum	Mean
63048	14261	0	1	0.03

### us1\_a\_indall.a\_ethnic7 - mixed caribbean/west indian

Type	Code
qi_hhgrid_w1_ethnic	Do you/Does [NAME] come from, or have parents or grandparents from any of the following ethnic groups?

			Frequency
Valid	0	not mentioned	62,452
	1	mentioned	596
Missing	-9	missing	
	-8	inapplicable	14,123
	-2	refusal	49
	-1	don't know	89

Valid	Invalid	Minimum	Maximum	Mean
63048	14261	0	1	0.01

### us1\_a\_indall.a\_ethnic8 - north african

Type	Code
qi_hhgrid_w1_ethnic	Do you/Does [NAME] come from, or have parents or grandparents from any of the following ethnic groups?

			Frequency
Valid	0	not mentioned	62,806
	1	mentioned	242
Missing	-9	missing	
	-8	inapplicable	14,123
	-2	refusal	49
	-1	don't know	89

Valid	Invalid	Minimum	Maximum	Mean
63048	14261	0	1	0


### us1\_a\_indall.a\_ethnic9 - black african

Type	Code

qi_hhgrid_w1_ethnic	Do you/Does [NAME] come from, or have parents or grandparents from any of the following ethnic groups?
---------------------	--

			Frequency
Valid	0	not mentioned	60,580
	1	mentioned	2,468
Missing	-9	missing	
	-8	inapplicable	14,123
	-2	refusal	49
	-1	don't know	89

Valid	Invalid	Minimum	Maximum	Mean
63048	14261	0	1	0.04

 us1\_a\_indall.a\_ethnic10 - african asian

Type	Code
qi_hhgrid_w1_ethnic	Do you/Does [NAME] come from, or have parents or grandparents from any of the following ethnic groups?

			Frequency
Valid	0	not mentioned	62,898
	1	mentioned	150
Missing	-9	missing	
	-8	inapplicable	14,123
	-2	refusal	49
	-1	don't know	89

Valid	Invalid	Minimum	Maximum	Mean
63048	14261	0	1	0

 us1\_a\_indall.a\_ethnic11 - chinese

Type	Code
qi_hhgrid_w1_ethnic	Do you/Does [NAME] come from, or have parents or grandparents from any of the following ethnic groups?

			Frequency
Valid	0	not mentioned	62,583
	1	mentioned	465
Missing	-9	missing	
	-8	inapplicable	14,123
	-2	refusal	49
	-1	don't know	89


Valid	Invalid	Minimum	Maximum	Mean
63048	14261	0	1	0.01

 us1\_a\_indall.a\_ethnic12 - far eastern

Type	Code
qi_hhgrid_w1_ethnic	Do you/Does [NAME] come from, or have parents or grandparents from any of the following ethnic groups?

			Frequency
Valid	0	not mentioned	62,501
	1	mentioned	547
Missing	-9	missing	
	-8	inapplicable	14,123
	-2	refusal	49
	-1	don't know	89

Valid	Invalid	Minimum	Maximum	Mean
63048	14261	0	1	0.01

 us1\_a\_indall.a\_ethnic13 - turkish

Type	Code
qi_hhgrid_w1_ethnic	Do you/Does [NAME] come from, or have parents or grandparents from any of the following ethnic groups?

			Frequency
Valid	0	not mentioned	62,775
	1	mentioned	273
Missing	-9	missing	
	-8	inapplicable	14,123
	-2	refusal	49
	-1	don't know	89

Valid	Invalid	Minimum	Maximum	Mean
63048	14261	0	1	0


 us1\_a\_indall.a\_ethnic14 - middle eastern/iranian

Type	Code
qi_hhgrid_w1_ethnic	Do you/Does [NAME] come from, or have parents or grandparents from any of the following ethnic groups?

			Frequency
Valid	0	not mentioned	62,517
	1	mentioned	531
Missing	-9	missing	
	-8	inapplicable	14,123
	-2	refusal	49
	-1	don't know	89



Valid	Invalid	Minimum	Maximum	Mean
63048	14261	0	1	0.01

 us1\_a\_indall.a\_ethnic96 - none of these

Type	Code
qi_hhgrid_w1_ethnic	Do you/Does [NAME] come from, or have parents or grandparents from any of the following ethnic groups?

			Frequency
Valid	0	not mentioned	15,480
	1	mentioned	47,568
Missing	-9	missing	
	-8	inapplicable	14,123
	-2	refusal	49
	-1	don't know	89


Valid	Invalid	Minimum	Maximum	Mean
63048	14261	0	1	0.75

 us1\_a\_indall.a\_lingua - language of translated interview required

Type	Code
qi_hhgrid_w1_lingua	In which language would you/ [NAME] like to be interviewed?

			Frequency
Valid	0	english	1,747
	1	arabic	21
	2	bengali	219
	3	cantonese	9
	4	gujarati	79
	5	punjabi: gurmukhi	49
	6	punjabi: urdu	155
	7	somali	34
	8	urdu	96
	9	welsh	7
Missing	-9	missing	
	-8	inapplicable	74,889
	-2	refusal	
	-1	don't know	4


Valid	Invalid	Minimum	Maximum	Mean
2416	74893	0	9	1.26

 us1\_a\_indall.a\_unprod - interviewer. please enter outcome code for name self completion

Type	Code
------	------

			Frequency
Valid	34	no contact	3,116
	43	refusal before interview	4,986
	44	refusal during interview (unproductive partial)	132
	45	broken appointment - no recontact	282
	51	ill at home during survey period	230
	52	away or in hospital all survey period	836
	53	physically or mentally unable/incompetent	336
	54	language difficulties	309
	55	too elderly	96
	56	other reason for no interview	1,371
Missing	-9	missing	65,614
	-8	inapplicable	
	-2	refusal	
	-1	don't know	1

Valid	Invalid	Minimum	Maximum	Mean
11694	65615	34	56	43.66


 us1\_a\_indall.a\_reasref - interviewer: code main reason why name refused to take part.

Type	Code
------	------

		Frequency
--	--	-----------

Valid	10	looking after ill/elderly	24
	11	looking after child(ren)	54
	12	respondent is temporarily absent	34
	13	stressful family situation	53
	14	too busy (not elsewhere specified)	1,295
	20	unhappy about confidentiality	296
	21	questions too personal	269
	22	respondent does not want to be bothered	1,295
	23	nothing ever changes	11
	24	survey is too long	147
	25	survey is waste of time	105
	26	previous bad experience with surveys	22
	30	other family member opposes respondent participating	79
	31	someone has convinced respondent to refuse	25
	32	other hhold member refuses on behalf of respondent	254
	96	no reason given	812
	97	other reason (please specify)	326
	Missing	-9	missing
-8		inapplicable	70,461
-2		refusal	
-1		don't know	13

Valid	Invalid	Minimum	Maximum	Mean
5101	72208	10	97	36.85

 us1\_a\_indall.a\_ivintlang - language individual questionnaire completed in

Type	Code
qi_interviewerobs_w1_ivintlang	RECORD LANGUAGE INDIVIDUAL QUESTIONNAIRE CONDUCTED IN

	Frequency
--	-----------

Valid	0	english	47,269
	1	arabic	7
	2	bengali	101
	3	cantonese	2
	4	gujarati	46
	5	punjabi: gurmukhi	40
	6	punjabi: urdu	146
	7	somali	13
	8	urdu	101
	9	welsh	7
Missing	-9	missing	
	-8	inapplicable	29,577
	-2	refusal	
	-1	don't know	

Valid	Invalid	Minimum	Maximum	Mean
47732	29577	0	9	0.05

### us1\_a\_indall.a\_ivwhoint - who conducted individual interview

Type	Code
qi_interviewerobs_w1_ivwhoint	DID YOU CONDUCT THE INTERVIEW IN THIS LANGUAGE OR WERE YOU ACCOMPANIED BY ANOTHER PERSON ACTING AS INTERPRETER?

			Frequency
Valid	1	an interpreter	164
	2	self in required language	351
Missing	-9	missing	76,792
	-8	inapplicable	
	-2	refusal	
	-1	don't know	2

Valid	Invalid	Minimum	Maximum	Mean
515	76794	1	2	1.68

### us1\_a\_indall.a\_ldaflag - lda flag for individual

Type	Code
------	------

			Frequency
Valid	0	not lda	76,144
	1	lda individual	1,165
Missing	-9	missing	
	-8	inapplicable	
	-2	refusal	
	-1	don't know	

Valid	Invalid	Minimum	Maximum	Mean
-------	---------	---------	---------	------

77309	0	0	1	0.02
-------	---	---	---	------

### us1\_a\_indall.a\_emboost - ethnic minority boost flag

Type	Code
------	------

			Frequency
Valid	0	no	63,948
	1	yes	13,361
Missing	-9	missing	
	-8	inapplicable	
	-7	proxy respondent	
	-2	refusal	
	-1	don't know	

Valid	Invalid	Minimum	Maximum	Mean
77309	0	0	1	0.17

### us1\_a\_indall.a\_gpcomp - general population sample comparison with em boost

Type	Code
------	------

			Frequency
Valid	0	no	75,925
	1	yes	1,384
Missing	-9	missing	
	-8	inapplicable	
	-7	proxy respondent	
	-2	refusal	
	-1	don't know	

Valid	Invalid	Minimum	Maximum	Mean
77309	0	0	1	0.02

### us1\_a\_indall.a\_lda - low density area for ethnic minorities

Type	Code
------	------

			Frequency
Valid	0	no	38,756
	1	yes	38,553
Missing	-9	missing	
	-8	inapplicable	
	-7	proxy respondent	
	-2	refusal	
	-1	don't know	

Valid	Invalid	Minimum	Maximum	Mean
77309	0	0	1	0.5

### us1\_a\_indall.a\_intdatd\_if - Interview date: Day, imputation flag

Type	Code
------	------

			Frequency
Valid	0	exact date used	47,732
	1	imputed	29,577
Missing	-9	missing	
	-8	inapplicable	
	-2	refusal	
	-1	don't know	

Valid	Invalid	Minimum	Maximum	Mean
77309	0	0	1	0.38

### us1\_a\_indall.a\_intdatm\_if - Interview date: Month, imputation flag

Type	Code
------	------

			Frequency
Valid	0	exact date used	47,732
	1	imputed	29,577
Missing	-9	missing	
	-8	inapplicable	
	-2	refusal	
	-1	don't know	

Valid	Invalid	Minimum	Maximum	Mean
77309	0	0	1	0.38

### us1\_a\_indall.a\_intdaty\_if - Interview date: Year, imputation flag

Type	Code
------	------

			Frequency
Valid	0	exact date used	47,732
	1	imputed	29,577
Missing	-9	missing	
	-8	inapplicable	
	-2	refusal	
	-1	don't know	


Valid	Invalid	Minimum	Maximum	Mean
77309	0	0	1	0.38

 us1\_a\_indall.a\_doby\_if - DOB Year imputation flag

Type	Code
------	------

			Frequency
Valid	0	not imputed	77,241
	1	imputed as intdaty_dv-dvage	68
Missing	-9	missing	
	-8	inapplicable	
	-2	refusal	
	-1	don't know	

Valid	Invalid	Minimum	Maximum	Mean
77309	0	0	1	0

 us1\_a\_indall.a\_age\_if - Imputation flag for age\_dv

Type	Code
------	------

			Frequency
Valid	0	nothing imputed	47,728
	1	(partly) imputed	29,581
Missing	-9	missing	
	-8	inapplicable	
	-2	refusal	
	-1	don't know	

Valid	Invalid	Minimum	Maximum	Mean
77309	0	0	1	0.38

 us1\_a\_indall.a\_ppsex - Partner's sex

Type	Code
------	------

			Frequency
Valid	1	male	18,014
	2	female	18,020
Missing	-9	missing	
	-8	inapplicable	41,275
	-2	refusal	
	-1	don't know	

Valid	Invalid	Minimum	Maximum	Mean
36034	41275	1	2	1.5

 us1\_a\_indall.a\_fnpid - Natural father: PIDP

Type	Code
------	------

			Frequency
Missing	-9	missing	
	-8	inapplicable	59,245
	-2	refusal	
	-1	don't know	

Valid	Invalid	Minimum	Maximum	Mean
18064	59245	68017691	1634644527	840014784

### us1\_a\_indall.a\_mnpid - Natural mother: PIDP

Type	Code
------	------

			Frequency
Missing	-9	missing	
	-8	inapplicable	51,511
	-2	refusal	
	-1	don't know	

Valid	Invalid	Minimum	Maximum	Mean
25798	51511	68006127	1634649971	841143016.41

### us1\_a\_indall.a\_pn1pid - Natural parent 1: PIDP

Type	Code
------	------

			Frequency
Missing	-9	missing	
	-8	inapplicable	50,563
	-2	refusal	
	-1	don't know	

Valid	Invalid	Minimum	Maximum	Mean
26746	50563	68006127	1634649971	840761271.58

### us1\_a\_indall.a\_pn1pno - Natural parent 1: PNO

Type	Code
------	------

			Frequency
Valid	0	not in hh	50,563
Missing	-9	missing	
	-8	inapplicable	
	-2	refusal	
	-1	don't know	

Valid	Invalid	Minimum	Maximum	Mean
77309	0	0	14	0.41



 us1\_a\_indall.a\_pn1sex - Natural parent 1: Sex

Type	Code
------	------

			Frequency
Valid	1	male	8,919
	2	female	17,827
Missing	-9	missing	
	-8	inapplicable	50,563
	-2	refusal	
	-1	don't know	

Valid	Invalid	Minimum	Maximum	Mean
26746	50563	1	2	1.67

 us1\_a\_indall.a\_pn2pid - Natural parent 2: PIDP

Type	Code
------	------

			Frequency
Missing	-9	missing	
	-8	inapplicable	60,188
	-2	refusal	
	-1	don't know	

Valid	Invalid	Minimum	Maximum	Mean
17121	60188	68017691	1634644531	840732526.27

 us1\_a\_indall.a\_pn2pno - Natural parent 2: PNO

Type	Code
------	------

			Frequency
Valid	0	not in hh	60,188
Missing	-9	missing	
	-8	inapplicable	
	-2	refusal	
	-1	don't know	

Valid	Invalid	Minimum	Maximum	Mean
77309	0	0	11	0.48

 us1\_a\_indall.a\_pn2sex - Natural parent 2: Sex

Type	Code
------	------

			Frequency
--	--	--	-----------

Valid	1	male	9,145
	2	female	7,976
Missing	-9	missing	
	-8	inapplicable	60,188
	-2	refusal	
	-1	don't know	

Valid	Invalid	Minimum	Maximum	Mean
17121	60188	1	2	1.47

### us1\_a\_indall.a\_pns1pid - Nat/step/adopt parent 1: PIDP

Type	Code
------	------

			Frequency
Missing	-9	missing	
	-8	inapplicable	50,383
	-2	refusal	
	-1	don't know	

Valid	Invalid	Minimum	Maximum	Mean
26926	50383	68006127	1634649967	840616852.88

### us1\_a\_indall.a\_pns1pno - Nat/step/adopt parent 1: PNO

Type	Code
------	------

			Frequency
Valid	0	not in hh	50,383
Missing	-9	missing	
	-8	inapplicable	
	-2	refusal	
	-1	don't know	

Valid	Invalid	Minimum	Maximum	Mean
77309	0	0	14	0.4

### us1\_a\_indall.a\_pns1sex - Nat/step/adopt parent 1: Sex

Type	Code
------	------

			Frequency
Valid	1	male	9,405
	2	female	17,521
Missing	-9	missing	
	-8	inapplicable	50,383
	-2	refusal	
	-1	don't know	

Valid	Invalid	Minimum	Maximum	Mean
26926	50383	1	2	1.65

### us1\_a\_indall.a\_pns2pid - Nat/step/adopt parent 2: PIDP

Type	Code
------	------

			Frequency
Missing	-9	missing	
	-8	inapplicable	58,212
	-2	refusal	
	-1	don't know	

Valid	Invalid	Minimum	Maximum	Mean
19097	58212	68006131	1634649971	840912886.04

### us1\_a\_indall.a\_pns2pno - Nat/step/adopt parent 2: PNO

Type	Code
------	------

			Frequency
Valid	0	not in hh	58,212
Missing	-9	missing	
	-8	inapplicable	
	-2	refusal	
	-1	don't know	

Valid	Invalid	Minimum	Maximum	Mean
77309	0	0	11	0.53

### us1\_a\_indall.a\_pns2sex - Nat/step/adopt parent 2: Sex

Type	Code
------	------

			Frequency
Valid	1	male	10,398
	2	female	8,699
Missing	-9	missing	
	-8	inapplicable	58,212
	-2	refusal	
	-1	don't know	

Valid	Invalid	Minimum	Maximum	Mean
19097	58212	1	2	1.46

### us1\_a\_indall.a\_grfpid - Grand father: PIDP

Type	Code
------	------

			Frequency
Missing	-9	missing	
	-8	inapplicable	76,810
	-2	refusal	
	-1	don't know	

Valid	Invalid	Minimum	Maximum	Mean
499	76810	68072087	1634503771	884933639.79

### us1\_a\_indall.a\_grmpid - Grand mother: PIDP

Type	Code
------	------

			Frequency
Missing	-9	missing	
	-8	inapplicable	76,270
	-2	refusal	
	-1	don't know	

Valid	Invalid	Minimum	Maximum	Mean
1039	76270	68059167	1634585379	879730510.77

### us1\_a\_indall.a\_sex\_dv - Sex, derived

Type	Code
------	------

			Frequency
Valid	0	inconsistent	9
	1	Male	37,487
	2	Female	39,813
Missing	-9	missing	
	-8	inapplicable	
	-2	refusal	
	-1	don't know	

Valid	Invalid	Minimum	Maximum	Mean
77309	0	0	2	1.52

### us1\_a\_indall.a\_age\_dv - Age, derived from dob\_dv and intdat\_dv

Type	Code
------	------

			Frequency
Missing	-9	missing	57
	-8	inapplicable	
	-2	refusal	
	-1	don't know	

Valid	Invalid	Minimum	Maximum	Mean
-------	---------	---------	---------	------

77252	57	0	101	36.08
-------	----	---	-----	-------

### us1\_a\_indall.a\_intdatd\_dv - Interview date: Day, derived

Type	Code
------	------

			Frequency
Missing	-9	missing	
	-8	inapplicable	
	-2	refusal	
	-1	don't know	

Valid	Invalid	Minimum	Maximum	Mean
77309	0	1	31	15.81

### us1\_a\_indall.a\_intdatm\_dv - Interview date: Month, derived

Type	Code
------	------

			Frequency
Missing	-9	missing	
	-8	inapplicable	
	-2	refusal	
	-1	don't know	

Valid	Invalid	Minimum	Maximum	Mean
77309	0	1	12	6.24

### us1\_a\_indall.a\_intday\_dv - Interview date: Year, derived

Type	Code
------	------

			Frequency
Missing	-9	missing	
	-8	inapplicable	
	-2	refusal	
	-1	don't know	

Valid	Invalid	Minimum	Maximum	Mean
77309	0	2009	2011	2009.54

### us1\_a\_indall.a\_dobm\_dv - DOB: Month, derived

Type	Code
------	------

			Frequency

Missing	-9	missing	94
	-8	inapplicable	
	-2	refusal	
	-1	don't know	

Valid	Invalid	Minimum	Maximum	Mean
77215	94	1	12	6.44

### us1\_a\_indall.a\_doby\_dv - DOB: Year, derived

Type	Code
------	------

			Frequency
Missing	-9	missing	57
	-8	inapplicable	
	-2	refusal	
	-1	don't know	

Valid	Invalid	Minimum	Maximum	Mean
77252	57	1908	2011	1972.95

### us1\_a\_indall.a\_pensioner\_dv - Whether R is of pensionable age

Type	Code
------	------

			Frequency
Valid	1	yes	11,947
	2	no	65,305
Missing	-9	missing	57
	-8	inapplicable	
	-2	refusal	
	-1	don't know	

Valid	Invalid	Minimum	Maximum	Mean
77252	57	1	2	1.85

### us1\_a\_indall.a\_npn\_dv - Number of R's natural parents in hh

Type	Code
------	------

			Frequency
Valid	0	none	50,563
Missing	-9	missing	
	-8	inapplicable	
	-2	refusal	
	-1	don't know	

Valid	Invalid	Minimum	Maximum	Mean
77309	0	0	2	0.57

 us1\_a\_indall.a\_npns\_dv - Number of R's nat/step/adopt parents in hh

Type	Code
------	------

			Frequency
Valid	0	none	50,383
Missing	-9	missing	
	-8	inapplicable	
	-2	refusal	
	-1	don't know	

Valid	Invalid	Minimum	Maximum	Mean
77309	0	0	2	0.6

 us1\_a\_indall.a\_ngrp\_dv - Number of R's grandparents in hh

Type	Code
------	------

			Frequency
Valid	0	none	76,179
Missing	-9	missing	
	-8	inapplicable	
	-2	refusal	
	-1	don't know	

Valid	Invalid	Minimum	Maximum	Mean
77309	0	0	3	0.02

 us1\_a\_indall.a\_nnsib\_dv - Number of R's natural siblings in hh

Type	Code
------	------

			Frequency
Valid	0	none in hh	57,202
Missing	-9	missing	
	-8	inapplicable	
	-2	refusal	
	-1	don't know	

Valid	Invalid	Minimum	Maximum	Mean
77309	0	0	11	0.45

 us1\_a\_indall.a\_nnssib\_dv - Number of R's nat/step/adopt siblings in hh

Type	Code
------	------

			Frequency
--	--	--	-----------

Missing	-9	missing	
	-8	inapplicable	
	-2	refusal	
	-1	don't know	

Valid	Invalid	Minimum	Maximum	Mean
77309	0	0	11	0.5

### us1\_a\_indall.a\_npensioner\_dv - Total # of pensionable age in hh

Type	Code
------	------

			Frequency
Valid	0	none	61,142
Missing	-9	missing	149
	-8	inapplicable	
	-2	refusal	
	-1	don't know	

Valid	Invalid	Minimum	Maximum	Mean
77160	149	0	4	0.3

### us1\_a\_indall.a\_ethn\_dv - Ethnic group (derived from multiple sources)

Type	Code
------	------

			Frequency
Valid	1	british/english/scottish/welsh/northern irish	54,130
	2	irish	1,063
	3	gypsy or irish traveller	31
	4	any other white background	1,990
	5	white and black caribbean	676
	6	white and black african	249
	7	white and asian	472
	8	any other mixed background	892
	9	indian	3,328
	10	pakistani	3,240
	11	bangladeshi	2,648
	12	chinese	494
	13	any other asian background	1,267
	14	caribbean	1,831
	15	african	2,951
	16	any other black background	196
	17	arab	526
	97	any other ethnic group	401



Missing	-9	missing	924
	-8	inapplicable	
	-2	refusal	
	-1	don't know	

Valid	Invalid	Minimum	Maximum	Mean
76385	924	1	97	4.12

### us1\_a\_indall.a\_country - Country of residence

Type	Code
------	------

			Frequency
Valid	1	england	65,267
	2	wales	3,382
	3	scotland	5,309
	4	northern ireland	3,351
Missing	-9	missing	
	-8	inapplicable	
	-2	refusal	
	-1	don't know	

Valid	Invalid	Minimum	Maximum	Mean
77309	0	1	4	1.31

### us1\_a\_indall.a\_gor\_dv - government office region

Type	Code
------	------

			Frequency
Valid	1	north east	2,999
	2	north west	8,168
	3	yorkshire and the humber	6,551
	4	east midlands	5,518
	5	west midlands	7,158
	6	east of england	6,465
	7	london	13,776
	8	south east	9,061
	9	south west	5,571
	10	wales	3,382
	11	scotland	5,309
	12	northern ireland	3,351
Missing	-9	missing	
	-8	inapplicable	
	-2	refusal	
	-1	don't know	

Valid	Invalid	Minimum	Maximum	Mean
-------	---------	---------	---------	------

77309	0	1	12	6.3
-------	---	---	----	-----

### us1\_a\_indall.a\_urban\_dv - Urban or rural area, derived

Type	Code
------	------

			Frequency
Valid	1	urban area	62,321
	2	rural area	14,988
Missing	-9	missing	
	-8	inapplicable	
	-2	refusal	
	-1	don't know	

Valid	Invalid	Minimum	Maximum	Mean
77309	0	1	2	1.19

### us1\_a\_indall.a\_hhresp\_dv - Household response status

Type	Code
------	------

			Frequency
Valid	1	All present adults interviewed	49,079
	2	All present adults interview or proxy	8,277
	3	At least one adult interview	19,537
	9	No adult interviews and other	416
Missing	-9	missing	
	-8	inapplicable	
	-2	refusal	
	-1	don't know	

Valid	Invalid	Minimum	Maximum	Mean
77309	0	1	9	1.66

### us1\_a\_indall.a\_agegr5\_dv - Age group (DVAGE): 5 year intervals

Type	Code
------	------

			Frequency
--	--	--	-----------

Valid	1	0-4 years old	5,879
	2	5-9 years old	5,321
	3	10-14 years old	5,483
	4	15-19 years old	5,648
	5	20-24 years old	5,217
	6	25-29 years old	5,185
	7	30-34 years old	5,069
	8	35-39 years old	5,535
	9	40-44 years old	5,768
	10	45-49 years old	5,334
	11	50-54 years old	4,712
	12	55-59 years old	4,146
	13	60-64 years old	4,141
	14	65-69 years old	3,204
	15	70 years or older	6,618
Missing	-9	missing	49
	-8	inapplicable	
	-2	refusal	
	-1	don't know	

Valid	Invalid	Minimum	Maximum	Mean
77260	49	1	15	7.73

### us1\_a\_indall.a\_agegr10\_dv - Age group (DVAGE): 10 year intervals

Type	Code
------	------

			Frequency
Valid	1	0-9 years old	11,246
	2	10-19 years old	11,131
	3	20-29 years old	10,402
	4	30-39 years old	10,604
	5	40-49 years old	11,102
	6	50-59 years old	8,858
	7	60-69 years old	7,345
	8	70 years or older	6,618
Missing	-9	missing	3
	-8	inapplicable	
	-2	refusal	
	-1	don't know	

Valid	Invalid	Minimum	Maximum	Mean
77306	3	1	8	4.14

### us1\_a\_indall.a\_agegr13\_dv - Age group (DVAGE): 13 categories

Type	Code
------	------

			Frequency
Valid	1	0-15 years old	17,873
	2	16-17 years old	2,317
	3	18-19 years old	2,187
	4	20-24 years old	5,217
	5	25-29 years old	5,185
	6	30-34 years old	5,069
	7	35-39 years old	5,535
	8	40-44 years old	5,768
	9	45-49 years old	5,334
	10	50-54 years old	4,712
	11	55-59 years old	4,146
	12	60-64 years old	4,141
	13	65 years or older	9,822
Missing	-9	missing	3
	-8	inapplicable	
	-2	refusal	
	-1	don't know	

Valid	Invalid	Minimum	Maximum	Mean
77306	3	1	13	6.59

### us1\_a\_indall.a\_livesp\_dv - Lives with spouse in hh

Type	Code
------	------

			Frequency
Valid	0	No	47,843
	1	Yes	29,466
Missing	-9	missing	
	-8	inapplicable	
	-2	refusal	
	-1	don't know	

Valid	Invalid	Minimum	Maximum	Mean
77309	0	0	1	0.38

### us1\_a\_indall.a\_cohab\_dv - Lives with cohabitee in hh

Type	Code
------	------

			Frequency
Valid	0	no	70,741
	1	yes	6,568

Missing	-9	missing	
	-8	inapplicable	
	-7	proxy respondent	
	-2	refusal	
	-1	don't know	

Valid	Invalid	Minimum	Maximum	Mean
77309	0	0	1	0.09

### us1\_a\_indall.a\_single\_dv - Single in hh

Type	Code
------	------

			Frequency
Valid	0	No	36,034
	1	Yes	41,275
Missing	-9	missing	
	-8	inapplicable	
	-2	refusal	
	-1	don't know	

Valid	Invalid	Minimum	Maximum	Mean
77309	0	0	1	0.53

### us1\_a\_indall.a\_mastat\_dv - De facto marital status

Type	Code
------	------

			Frequency
Valid	0	Child under 16	17,837
	1	Single and never married/in civil partnership	15,272
	2	Married	29,771
	3	In a registered same-sex civil partnership	98
	4	Separated but legally married	1,219
	5	Divorced	3,259
	6	Widowed	3,182
	7	Separated from civil partner	13
	8	A former civil partner	3
	9	A surviving civil partner	4
Missing	10	Living as couple	6,533
	-9	missing	57
	-8	inapplicable	11
	-7	proxy respondent	
	-2	refusal	13
	-1	don't know	37

Valid	Invalid	Minimum	Maximum	Mean
77191	118	0	10	2.34

### us1\_a\_indall.a\_buno\_dv - benefit unit number

Type Numeric

Valid	Invalid	Minimum	Maximum	Mean
77257	52	1	14	1.27

### us1\_a\_indall.a\_depchl\_dv - Whether dependent child: DWP definition

Type Code

			Frequency
Valid	1	yes	20,378
	2	no	56,931
Missing	-9	missing	
	-8	inapplicable	
	-2	refusal	
	-1	don't know	

Valid	Invalid	Minimum	Maximum	Mean
77309	0	1	2	1.74

### us1\_a\_indall.a\_nchild\_dv - Number of own children in household

Type Numeric


Valid	Invalid	Minimum	Maximum	Mean
77309	0	0	10	0.4

### us1\_a\_indall.a\_ndepchl\_dv - Number of own dependent children in household

Type Code

			Frequency
Missing	-9	missing	
	-8	inapplicable	7,569
	-2	refusal	
	-1	don't know	


Valid	Invalid	Minimum	Maximum	Mean
69740	7569	0	12	0.5

 us1\_a\_indall.a\_adresp15\_dv - PNO of person responsible for child under 16

Type	Code
------	------

			Frequency
Missing	-9	missing	107
	-8	inapplicable	59,422
	-2	refusal	
	-1	don't know	


Valid	Invalid	Minimum	Maximum	Mean
17780	59529	1	14	1.41

 us1\_a\_indall.a\_respm16\_dv - whether natural/adoptive/step mother of child under 16

Type	Code
------	------

			Frequency
Valid	1	yes	9,764
	2	no	67,545
Missing	-9	missing	
	-8	inapplicable	
	-2	refusal	
	-1	don't know	

Valid	Invalid	Minimum	Maximum	Mean
77309	0	1	2	1.87

 us1\_a\_indall.a\_respf16\_dv - whether natural/adoptive/step/foster father of child under 16

Type	Code
------	------

			Frequency
Valid	1	yes	7,307
	2	no	70,002
Missing	-9	missing	
	-8	inapplicable	
	-2	refusal	
	-1	don't know	

Valid	Invalid	Minimum	Maximum	Mean
77309	0	1	2	1.91

 us1\_a\_indall.a\_rach16\_dv - Whether responsible for child under 16

Type	Code
------	------

			Frequency
Valid	1	yes	10,048
	2	no	49,428
Missing	-9	missing	
	-8	inapplicable	17,833
	-2	refusal	
	-1	don't know	

Valid	Invalid	Minimum	Maximum	Mean
59476	17833	1	2	1.83

 us1\_a\_indall.a\_hrpdp - Household reference person: PIDP

Type	Numeric
------	---------

Valid	Invalid	Minimum	Maximum	Mean
77309	0	68001367	1634649971	834100338.42

 us1\_a\_indall.a\_hrpno - Household reference person: PNO

Type	Numeric
------	---------

Valid	Invalid	Minimum	Maximum	Mean
77309	0	1	9	1.44

 us1\_a\_indall.a\_ppdp - partner's person identifier: PIDP

Type	Code
------	------

			Frequency
Missing	-9	missing	
	-8	inapplicable	41,275
	-2	refusal	
	-1	don't know	

Valid	Invalid	Minimum	Maximum	Mean
36034	41275	68006127	1634649971	828441735.11

 us1\_a\_indall.a\_ppno - partner's person number: PNO

Type	Code
------	------

			Frequency
Valid	0	partner not in hh	41,275



Missing	-9	missing	
	-8	inapplicable	
	-2	refusal	
	-1	don't know	

Valid	Invalid	Minimum	Maximum	Mean
77309	0	0	15	0.74

 us1\_a\_indall.a\_sppid - Spouse's person identifier: PIDP

Type	Code
------	------

			Frequency
Missing	-9	missing	
	-8	inapplicable	47,843
	-2	refusal	
	-1	don't know	

Valid	Invalid	Minimum	Maximum	Mean
29466	47843	68007487	1634649971	831139976.27

 us1\_a\_indall.a\_sppno - Spouse's person number: PNO

Type	Code
------	------

			Frequency
Valid	0	spouse not in hh	47,843
Missing	-9	missing	
	-8	inapplicable	
	-2	refusal	
	-1	don't know	


Valid	Invalid	Minimum	Maximum	Mean
77309	0	0	15	0.6

 us1\_a\_indall.a\_fnpno - Natural father: PNO

Type	Code
------	------

			Frequency
Valid	0	not in hh	59,245
Missing	-9	missing	
	-8	inapplicable	
	-2	refusal	
	-1	don't know	


Valid	Invalid	Minimum	Maximum	Mean
77309	0	0	10	0.39

 us1\_a\_indall.a\_fnspid - Nat/step/adopt father: PIDP

Type	Code
------	------

			Frequency
Missing	-9	missing	
	-8	inapplicable	57,506
	-2	refusal	
	-1	don't know	


Valid	Invalid	Minimum	Maximum	Mean
19803	57506	68006131	1634649967	840774858.76

 us1\_a\_indall.a\_fnspno - Nat/step/adopt father: PNO

Type	Code
------	------

			Frequency
Valid	0	not in hh	57,506
Missing	-9	missing	
	-8	inapplicable	
	-2	refusal	
	-1	don't know	


Valid	Invalid	Minimum	Maximum	Mean
77309	0	0	10	0.43

 us1\_a\_indall.a\_mnpno - Natural mother: PNO

Type	Code
------	------

			Frequency
Valid	0	not in hh	51,511
Missing	-9	missing	
	-8	inapplicable	
	-2	refusal	
	-1	don't know	

Valid	Invalid	Minimum	Maximum	Mean
77309	0	0	14	0.5

 us1\_a\_indall.a\_mnspid - Nat/step/adopt mother: PIDP

Type	Code
------	------

			Frequency
--	--	--	-----------

Missing	-9	missing	
	-8	inapplicable	51,110
	-2	refusal	
	-1	don't know	

Valid	Invalid	Minimum	Maximum	Mean
26199	51110	68006127	1634649971	840561239.82

### us1\_a\_indall.a\_mnsjno - Nat/step/adopt mother: PNO

Type	Code
------	------

			Frequency
Valid	0	not in hh	51,110
Missing	-9	missing	
	-8	inapplicable	
	-2	refusal	
	-1	don't know	

Valid	Invalid	Minimum	Maximum	Mean
77309	0	0	14	0.51

### us1\_a\_indall.a\_grfpno - Grand father: PNO

Type	Code
------	------

			Frequency
Valid	0	not in hh	76,810
Missing	-9	missing	
	-8	inapplicable	
	-2	refusal	
	-1	don't know	

Valid	Invalid	Minimum	Maximum	Mean
77309	0	0	10	0.02

### us1\_a\_indall.a\_grmpno - Grand father: PNO

Type	Code
------	------

			Frequency
Valid	0	not in hh	76,270
Missing	-9	missing	
	-8	inapplicable	
	-2	refusal	
	-1	don't know	

Valid	Invalid	Minimum	Maximum	Mean
77309	0	0	13	0.04

 us1\_a\_indall.a\_scflag\_dv - flag for self-completion record

Type	Code
------	------

			Frequency
Valid	0	no self-completion available	31,225
	1	adult self-completion available	41,185
	2	youth self-completion available	4,899
Missing	-9	missing	
	-8	inapplicable	
	-7	proxy	
	-2	refusal	
	-1	don't know	

Valid	Invalid	Minimum	Maximum	Mean
77309	0	0	2	0.66

 us1\_a\_indall.a\_psnenus\_xd - person design weight

Type	Numeric
------	---------

Valid	Invalid	Minimum	Maximum	Mean
77309	0	0	2500	433.14

 us1\_a\_indall.a\_psn5mus\_xd - extra 5 minutes person design weight


Type	Numeric
------	---------

Valid	Invalid	Minimum	Maximum	Mean
77309	0	0	73824.45	412.23

 us1\_a\_indall.a\_psnengp\_xd - GPS person design weight

Type	Numeric
------	---------

Valid	Invalid	Minimum	Maximum	Mean
77309	0	0	6562.17	442.6

 us1\_a\_indall.a\_psnenus\_xw - cross-sectional enumerated person weight

Type	Numeric
------	---------

Valid	Invalid	Minimum	Maximum	Mean
77309	0	0	11.01	0.99