

Metadata Downloaded from

Next Steps Age 25 Derived (2015) Dataset

The logo for Closer Discovery features the word "closer" in a bold, lowercase sans-serif font, with a period at the end. Below it, the word "Discovery" is written in a smaller, uppercase sans-serif font. To the right of the text is a cluster of six overlapping circles in various colors: purple, pink, blue, yellow, green, and light blue.

**closer.**  
**Discovery**

<https://discovery.closer.ac.uk/>

Licensed under the Non-Commercial Government Licence  
<http://www.nationalarchives.gov.uk/doc/non-commercial-government-licence/version/2/>

## Table of Contents

<a href="#">Next Steps Age 25 Derived (2015) Dataset</a>	4
<a href="#">NSID - NSID - cohort member identifier</a>	4
<a href="#">W8DCTRY - DV: Country at interview</a>	4
<a href="#">W8DGOR - DV: Interview Government Office Region</a>	4
<a href="#">W8DHSIZE - DV: Number of people currently living in household (inc CM)</a>	5
<a href="#">W8DCHNO - DV: Number of children currently living in household</a>	5
<a href="#">W8DCHOWNNO - DV: Number of own children currently living in household</a>	6
<a href="#">W8DCHPARNO - DV: Number of children of CM's current or previous partner in household</a>	6
<a href="#">W8DFATHER - DV: Whether CM's father in household</a>	6
<a href="#">W8DMOTHER - DV: Whether CM's mother in household</a>	6
<a href="#">W8DMARSTAT - DV: Legal marital status</a>	7
<a href="#">W8DNRAGE - DV: Age of CM's partner</a>	7
<a href="#">W8DAGEYCH - DV: Age of CM's youngest child</a>	7
<a href="#">W8DCHNO4 - DV: Number of own children between 0 and 4</a>	8
<a href="#">W8DCHNO11 - DV: Number of own children between 5 and 11</a>	8
<a href="#">W8DTIMAD - DV: Time at current address (months)</a>	8
<a href="#">W8DACTIVITYC - DV: Current activity of CM - backcoded</a>	8
<a href="#">W8DWRK - DV: Whether CM currently employed - backcoded</a>	9
<a href="#">W8DEMP SZ - DV: Employment status/size of organisation for cohort member</a>	9
<a href="#">W8DNSSEC17 - DV: NS-SEC (2010) (Full operational categories)</a>	10
<a href="#">W8DNSSEC13 - DV: NS-SEC (2010) 13 (Combined operational categories)</a>	12
<a href="#">W8DNSSEC8 - DV: NS-SEC (2010) 7 (Analytic classes)</a>	12
<a href="#">W8DNSSEC5 - DV: NS-SEC (2010) 5 (Analytic classes)</a>	13
<a href="#">W8DWRKP - DV: Whether CM's partner currently employed - backcoded</a>	13
<a href="#">W8DDACTIVITYP - DV: Current activity of CM's partner</a>	14
<a href="#">W8DWRKCP - DV: Combined labour market status - backcoded</a>	14
<a href="#">W8DINCW - DV: Continuous weekly income</a>	15
<a href="#">W8DINCB - DV: Banded weekly income</a>	15
<a href="#">W8DBENE - DV: Whether cohort member or partner receives any benefits</a>	16
<a href="#">W8DBENE2 - DV: Whether cohort member or partner receives any benefits (incl extra split)</a>	16
<a href="#">W8DANVQH - DV: Highest NVQ level from an academic qualification in 2015</a>	17
<a href="#">W8DHANVQH - DV: Highest NVQ level from an academic qualification to 2015</a>	17
<a href="#">W8DDEGP - DV: Whether achieved first degree or higher</a>	18
<a href="#">W8DRUSSELL - DV: Whether degree awarded by Russell Group University</a>	18
<a href="#">W8DHESUBGROUP - DV: Degree subject (grouped)</a>	18
<a href="#">W8DBMI - DV: Body mass index</a>	19
<a href="#">W8DBMICA - DV: Body mass index category</a>	19

<a href="#">W8DDISEA - DV: Disability classification Equality act (2010)</a>	20
<a href="#">W8DDISEU - DV: Disability classification EU-SILC</a>	20
<a href="#">W8DETHN6 - DV: Ethnic group - 6 category census class</a>	20
<a href="#">W8DETHN8 - DV: Ethnic group - 8 category census class</a>	21
<a href="#">W8DETHN11 - DV: Ethnic group - 11 category census class</a>	21
<a href="#">W8DETHN15 - DV: Ethnic group - Detailed</a>	22
<a href="#">W8DETHNP6 - DV: Ethnic group of CM's partner - 6 category census class</a>	23
<a href="#">W8DETHNP8 - DV: Ethnic group of CM's partner - 8 category census class</a>	23
<a href="#">W8DETHNP11 - DV: Ethnic group of CM's partner - 11 category census class</a>	23
<a href="#">W8DETHNP15 - DV: Ethnic group of CM's partner - Detailed</a>	24
<a href="#">W8DRELIG7 - DV: Religion - 7 category</a>	25
<a href="#">W8DAUDIT - DV: Alcohol Use Disorders Identification Test Consumption (AUDIT-C) scale</a>	25
<a href="#">W8DCANEVER - DV: Whether CM has ever tried cannabis</a>	25
<a href="#">W8DSEXEVER - DV: Whether CM has ever had sex</a>	26
<a href="#">W8DPREG - DV: Whether CM has ever been pregnant</a>	26
<a href="#">W8DLOCUS - DV: Locus of control scale (Lefcourt,1991): overall score</a>	26
<a href="#">W8DGHQSC - DV: General Health Questionnaire (GHQ12) score (Goldberg &amp; Williams,1988)</a>	26

 Next Steps Age 25 Derived (2015) Dataset

Title	Next Steps Age 25 Derived (2015) Dataset
Alternate title	ns_15_dv
File Name	UKDA-SN-5545-7
Case Quantity	7707
Variable Count	53

**closer:sourceFileName**

ns\_15\_dv

 NSID - NSID - cohort member identifier

Type	Text
------	------

 W8DCTRY - DV: Country at interview

Type	Code
------	------

			Frequency
Valid	0	Outside Great Britain	
	1	England	7,619
	2	Wales	37
	3	Scotland	20
	4	Northern Ireland	2
Missing	-9	Refused	
	-8	Insufficient information	29
	-1	Not applicable	

Valid	Invalid	Minimum	Maximum	Mean
7678	29	1	4	1.01


 W8DGOR - DV: Interview Government Office Region

Type	Code
------	------

			Frequency
--	--	--	-----------

Valid	1	North East	347
	2	North West	1,039
	3	Yorkshire and the Humber	774
	4	East Midlands	637
	5	West Midlands	835
	6	East of England	784
	7	London	1,598
	8	South East	1,038
	9	South West	567
	10	Wales	37
	11	Scotland	20
	12	Northern Ireland	2
	13	Unknown due to faulty/missing postcode	
Missing	-9	Refused	
	-8	Insufficient information	29
	-1	Not applicable	

Valid	Invalid	Minimum	Maximum	Mean
7678	29	1	12	5.39

 W8DHSIZE - DV: Number of people currently living in household (inc CM)

Type	Code
------	------

			Frequency
Missing	-9	Refused	
	-8	Insufficient information	
	-1	Not applicable	

Valid	Invalid	Minimum	Maximum	Mean
7707	0	1	12	2.87

 W8DCHNO - DV: Number of children currently living in household

Type	Code
------	------

			Frequency
Missing	-9	Refused	
	-8	Insufficient information	
	-1	Not applicable	

Valid	Invalid	Minimum	Maximum	Mean
7707	0	0	7	0.3

### W8DCHOWNNO - DV: Number of own children currently living in household

Type	Code
------	------

			Frequency
Missing	-9	Refused	
	-8	Insufficient information	
	-1	Not applicable	

Valid	Invalid	Minimum	Maximum	Mean
7707	0	0	7	0.29

### W8DCHPARNO - DV: Number of children of CM's current or previous partner in household

Type	Code
------	------

			Frequency
Missing	-9	Refused	
	-8	Insufficient information	
	-1	Not applicable	

Valid	Invalid	Minimum	Maximum	Mean
7707	0	0	7	0.23

### W8DFATHER - DV: Whether CM's father in household

Type	Code
------	------

			Frequency
Valid	0	Father not in household	5,780
	1	Father in household	1,922
Missing	-9	Refused	
	-8	Insufficient information	5
	-1	Not applicable	

Valid	Invalid	Minimum	Maximum	Mean
7702	5	0	1	0.25

### W8DMOTHER - DV: Whether CM's mother in household

Type	Code
------	------

			Frequency
Valid	0	Mother not in household	5,235
	1	Mother in household	2,467

Missing	-9	Refused	
	-8	Insufficient information	5
	-1	Not applicable	

Valid	Invalid	Minimum	Maximum	Mean
7702	5	0	1	0.32

### 

Type	Code
------	------

			Frequency
Valid	1	Single and never married or in a CP	6,675
	2	Married	930
	3	Separated but still legally married	34
	4	Divorced	28
	5	Widowed	4
	6	A Civil Partner	8
	7	Separated but still legally in a CP	3
	8	A former Civil Partner	1
	9	A surviving Civil Partner	4
Missing	-9	Refused	10
	-8	Insufficient information	10
	-1	Not applicable	

Valid	Invalid	Minimum	Maximum	Mean
7687	20	1	9	1.16

### 

Type	Code
------	------

			Frequency
Missing	-9	Refused	74
	-8	Insufficient information	5
	-1	Not applicable	4,871

Valid	Invalid	Minimum	Maximum	Mean
2757	4950	17	66	27.04


### 

Type	Code
------	------

			Frequency
--	--	--	-----------

Missing	-9	Refused	
	-8	Insufficient information	24
	-1	Not applicable	6,291

Valid	Invalid	Minimum	Maximum	Mean
1392	6315	0	13	2.09

 W8DCHNO4 - DV: Number of own children between 0 and 4

Type	Code
------	------

			Frequency
Missing	-9	Refused	
	-8	Insufficient information	
	-1	Not applicable	


Valid	Invalid	Minimum	Maximum	Mean
7707	0	0	4	0.2

 W8DCHNO11 - DV: Number of own children between 5 and 11

Type	Code
------	------

			Frequency
Missing	-9	Refused	
	-8	Insufficient information	
	-1	Not applicable	

Valid	Invalid	Minimum	Maximum	Mean
7707	0	0	4	0.08

 W8DTIMAD - DV: Time at current address (months)

Type	Code
------	------

			Frequency
Missing	-9	Refused	
	-8	Insufficient information	308
	-1	Not applicable	3

Valid	Invalid	Minimum	Maximum	Mean
7396	311	0	324	104.29

 W8DACTIVITYC - DV: Current activity of CM - backcoded

Type	Code
------	------

			Frequency
--	--	--	-----------



Valid	1	Employee - in paid work	5,752
	2	Self employed	502
	3	In unpaid/voluntary work	60
	4	Unemployed	439
	5	Education: School/college/university	384
	6	Apprenticeship	8
	7	On gov't scheme for employment training	3
	8	Sick or disabled	126
	9	Looking after home or family	365
	10	Something else	31
Missing	-9	Refused	13
	-8	Insufficient information	
	-1	Not applicable	24

Valid	Invalid	Minimum	Maximum	Mean
7670	37	1	10	1.99

### W8DWRK - DV: Whether CM currently employed - backcoded

Type	Code
------	------

			Frequency
Valid	1	Currently employed	6,322
	2	Not currently employed	1,348
Missing	-9	Refused	
	-8	Insufficient information	13
	-1	Not applicable	24

Valid	Invalid	Minimum	Maximum	Mean
7670	37	1	2	1.18

### W8DEMPZ - DV: Employment status/size of organisation for cohort member

Type	Code
------	------

			Frequency
Valid	1	Employers - Large organisations	7
	2	Employers - Small organisations	80
	3	Self-employed - No employees	405
	4	Managers - Large organisations	168
	5	Managers - Small organisations	143
	6	Supervisors	1,780
	7	Other employees	3,654

Missing	-9	Refused	
	-8	Insufficient information	65
	-1	Not applicable	1,405

Valid	Invalid	Minimum	Maximum	Mean
6237	1470	1	7	6.26

### W8DNSSEC17 - DV: NS-SEC (2010) (Full operational categories)

Type	Code
	Frequency

Valid	1	Employers in large orgs.	7
	2	Higher managerial occupations	63
	3.1	Higher profess. trad. employees	498
	3.2	Higher profess. new employees	276
	3.3	Higher profess. trad. self-employed	40
	3.4	Higher profess. new self-employed	9
	4.1	Lower profess. trad. employees	1,338
	4.2	Lower profess. new employees	157
	4.3	Lower profess. trad. self-employed	103
	4.4	Lower profess. new self-employed	10
	5	Lower managerial occupations	276
	6	Higher supervisory occupations	266
	7.1	Intermed. clerical and administrative	579
	7.2	Intermed. sales and service	469
	7.3	Intermed. technical and auxiliary	106
	7.4	Intermed. engineering	18
	8.1	Employers in small orgs. non-profess.	51
	8.2	Employers in small orgs. agriculture	2
	9.1	Own account workers non profess.	250
	9.2	Own account workers agriculture	15
	10	Lower supervisory occupations	339
	11.1	Lower technical craft	155
	11.2	Lower technical process operative	11
	12.1	Semi-routine sales	322
	12.2	Semi-routine services	321
	12.3	Semi-routine technical	35
	12.4	Semi-routine operative	54
	12.5	Semi-routine agricultural	5
	12.6	Semi-routine clerical	66
	12.7	Semi-routine childcare	47
	13.1	Routine sales and service	90
	13.2	Routine production	38
	13.3	Routine technical	96
	13.4	Routine operative	109
	13.5	Routine agricultural	13

Missing	-9	Refused	
	-8	Insufficient information	
	-1	Not applicable	1,473

Valid	Invalid	Minimum	Maximum	Mean
6234	1473	1	13.5	7.03

### W8DNSSEC13 - DV: NS-SEC (2010) 13 (Combined operational categories)

Type	Code
------	------

			Frequency
Valid	1	Employers in large orgs.	7
	2	Higher managerial/admin. occupations	63
	3	Higher profess. occupations	823
	4	Lower profess./higher tech. occupations	1,608
	5	Lower managerial/admin. occupations	276
	6	Higher supervisory occupations	266
	7	Intermediate occupations	1,172
	8	Employers in small orgs.	53
	9	Own account workers	265
	10	Lower supervisory occupations	339
	11	Lower technical occupations	166
	12	Semi-routine occupations	850
	13	Routine occupations	346
Missing	-9	Refused	
	-8	Insufficient information	
	-1	Not applicable	1,473

Valid	Invalid	Minimum	Maximum	Mean
6234	1473	1	13	6.89

### W8DNSSEC8 - DV: NS-SEC (2010) 7 (Analytic classes)

Type	Code
------	------

	Frequency
--	-----------

Valid	1	Higher managerial, admin & professional	893
	2	Lower managerial, admin & professional	2,150
	3	Intermediate occupations	1,172
	4	Small employers and own account	318
	5	Lower supervisory and technical	505
	6	Semi-routine occupations	850
	7	Routine occupations	346
Missing	-9	Refused	
	-8	Insufficient information	
	-1	Not applicable	1,473

Valid	Invalid	Minimum	Maximum	Mean
6234	1473	1	7	3.21

### W8DNSSEC5 - DV: NS-SEC (2010) 5 (Analytic classes)

Type	Code
------	------

			Frequency
Valid	1	Higher managerial, admin & professional	3,043
	2	Intermediate occupations	1,172
	3	Small employers and own account	318
	4	Lower supervisory and technical	505
	5	Semi-routine and routine occupations	1,196
Missing	-9	Refused	
	-8	Insufficient information	
	-1	Not applicable	1,473

Valid	Invalid	Minimum	Maximum	Mean
6234	1473	1	5	2.3

### W8DWRKP - DV: Whether CM's partner currently employed - backcoded

Type	Code
------	------

			Frequency
Valid	1	Currently employed	2,403
	2	Not currently employed	380

Missing	-9	Refused	
	-8	Insufficient information	22
	-1	Not applicable	4,902

Valid	Invalid	Minimum	Maximum	Mean
2783	4924	1	2	1.14

### 

Type	Code
------	------

			Frequency
Valid	1	F/t paid employee (30+ hours/week)	1,937
	2	P/t paid employee (< 30 hours/week)	200
	3	Full-time self-employed	221
	4	Part-time self-employed	28
	5	Unemployed and seeking work	87
	6	Full-time education	80
	7	Part-time education	5
	8	On gov't scheme for employment training	4
	9	Temporarily sick/disabled	3
	10	Long term sick/disabled	23
	11	In unpaid/voluntary work	9
	12	Apprenticeship	1
	13	Looking after home or family	155
	14	Other	32
Missing	-9	Refused	
	-8	Insufficient information	20
	-1	Not applicable	4,902

Valid	Invalid	Minimum	Maximum	Mean
2785	4922	1	14	2.49

### 

Type	Code
------	------

		Frequency
--	--	-----------

Valid	1	Both in work	2,041
	2	CM in work; partner not in work	284
	3	CM not in work; partner in work	362
	4	Both not in work	96
	5	CM in work; no partner	3,963
	6	CM not in work: no partner	881
	7	CM status unknown; partner in work	
	8	CM status unknown; partner not in work	
	9	CM in work; partner status unknown	15
	10	CM not in work; partner status unknown	6
	11	CM status unknown; no partner	12
	12	CM status and partner status unknown	1
Missing	-9	Refused	
	-8	Insufficient information	1
	-1	Not applicable	45

Valid	Invalid	Minimum	Maximum	Mean
7661	46	1	12	3.85

W8DINCW - DV: Continuous weekly income

Type	Numeric
------	---------

Valid	Invalid	Minimum	Maximum	Mean
7707	0	115.51	491.71	301.75

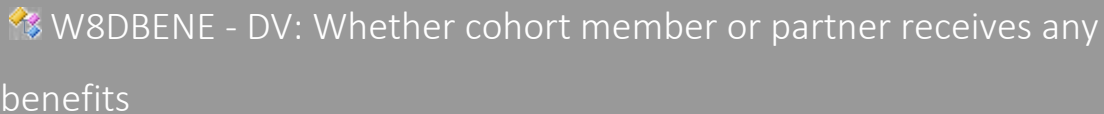
W8DINCB - DV: Banded weekly income

Type	Code
------	------

	Frequency
--	-----------

Valid	1	less than 25	372
	2	25 to 50	109
	3	50 to 90	210
	4	90 to 140	211
	5	140 to 240	861
	6	240 to 300	1,200
	7	300 to 350	700
	8	350 to 400	355
	9	400 to 500	1,031
	10	500 to 600	661
	11	600 to 700	477
	12	700 to 800	272
	13	800 to 900	222
	14	900 to 1200	188
	15	1200 to 1400	58
	16	more than 1400	58
Missing	-1	Not applicable	722

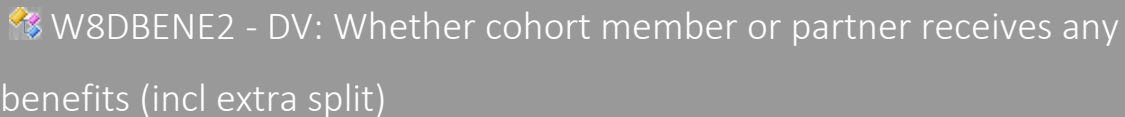
Valid	Invalid	Minimum	Maximum	Mean
6985	722	1	16	7.59



Type	Code
------	------

			Frequency
Valid	1	Receives benefits	1,698
	2	Does not receive benefits	5,712
Missing	-9	Refused	42
	-8	Not known	6
	-1	Not applicable	249

Valid	Invalid	Minimum	Maximum	Mean
7410	297	1	2	1.77



Type	Code
------	------

			Frequency
Valid	1	Unemployment related benefits	140
	2	Other benefits	1,558
	3	None	5,712



Missing	-9	Refused	42
	-8	Not known	6
	-1	Not applicable	249

Valid	Invalid	Minimum	Maximum	Mean
7410	297	1	3	2.75

### W8DANVQH - DV: Highest NVQ level from an academic qualification in 2015

Type	Code
------	------

			Frequency
Valid	1	NVQ Level 1-2	89
	3	NVQ Level 3	151
	4	NVQ Level 4	1,990
	5	NVQ Level 5	1,245
	95	Other academic qualification	43
	96	None of these qualifications	1,251
Missing	-9	Refused	
	-8	Insufficient information	23
	-1	Not applicable	2,915

Valid	Invalid	Minimum	Maximum	Mean
4769	2938	1	96	29.13

### W8DHANVQH - DV: Highest NVQ level from an academic qualification to 2015

Type	Code
------	------

			Frequency
Valid	1	NVQ Level 1	736
	2	NVQ Level 2	1,678
	3	NVQ Level 3	1,506
	4	NVQ Level 4	1,990
	5	NVQ Level 5	1,245
	95	Other academic qualification	9
	96	None of these qualifications	543
Missing	-9	Refused	
	-8	Insufficient information	
	-1	Not applicable	

Valid	Invalid	Minimum	Maximum	Mean
7707	0	1	96	9.83



Type	Code
------	------

			Frequency
Valid	0	No degree	2,103
	1	First or higher degree	2,689
Missing	-9	Refused	
	-8	Insufficient information	
	-1	Not applicable	2,915

Valid	Invalid	Minimum	Maximum	Mean
4792	2915	0	1	0.56



University

Type	Code
------	------

			Frequency
Valid	1	Awarded by Russell Group university	444
	2	Awarded by other HE institution	1,310
Missing	-9	Refused	13
	-8	Insufficient information	18
	-1	Not applicable	5,922

Valid	Invalid	Minimum	Maximum	Mean
1754	5953	1	2	1.75



Type	Code
------	------

			Frequency
--	--	--	-----------

Valid	1	Medicine and dentistry	53
	2	Subjects allied to medicine	64
	3	Biological sciences	244
	4	Veterinary sciences, agriculture	24
	5	Physical sciences	68
	6	Mathematics	48
	7	Engineering	74
	8	Computer Science	82
	9	Technologies	3
	10	Architecture, building & planning	32
	11	Social studies	219
	12	Law	110
	13	Business & administrative studies	200
	14	Mass communications & documentation	65
	15	Linguistics, classics	78
	16	European languages, literature	40
	17	East, Asia, Afri, Amer & Aust lang/lit	1
	18	Historical & philosophical studies	86
	19	Creative arts & design	188
	20	Education	91
	21	Other	10
Missing	-9	Refused	1
	-8	Insufficient information	4
	-1	Not applicable	5,922


Valid	Invalid	Minimum	Maximum	Mean
1780	5927	1	21	10.88

 W8DBMI - DV: Body mass index

Type	Code
------	------

			Frequency
Missing	-9	Refused	
	-8	Insufficient information	
	-1	Not applicable	591

Valid	Invalid	Minimum	Maximum	Mean
7116	591	4.49	111.45	25.25

 W8DBMICA - DV: Body mass index category

Type	Code
------	------

			Frequency
Valid	1	Underweight	275
	2	Healthy weight	3,873
	3	Overweight	1,879
	4	Obese	1,089
Missing	-9	Refused	
	-8	Insufficient information	
	-1	Not applicable	591

Valid	Invalid	Minimum	Maximum	Mean
7116	591	1	4	2.53

### W8DDISEA - DV: Disability classification Equality act (2010)

Type	Code
------	------

			Frequency
Valid	0	Not disabled (Equality act)	6,668
	1	Disabled (Equality act)	846
Missing	-9	Refused	
	-8	Insufficient information	193
	-1	Not applicable	

Valid	Invalid	Minimum	Maximum	Mean
7514	193	0	1	0.11

### W8DDISEU - DV: Disability classification EU-SILC

Type	Code
------	------

			Frequency
Valid	0	No EU-SILC long-standing health condition	6,757
	1	EU-SILC classification to some extent	546
	2	EU-SILC classification severely hampered	208
Missing	-9	Refused	
	-8	Insufficient information	196
	-1	Not applicable	

Valid	Invalid	Minimum	Maximum	Mean
7511	196	0	2	0.13

### W8DETHN6 - DV: Ethnic group - 6 category census class

Type	Code
------	------

			Frequency
--	--	--	-----------

Valid	1	White	5,262
	2	Mixed	368
	3	Indian	518
	4	Pakistani and Bangladeshi	802
	5	Black or Black British	607
	6	Other Ethnic Group	150
Missing	-9	Refused	
	-8	Insufficient information	
	-1	Not applicable	

Valid	Invalid	Minimum	Maximum	Mean
7707	0	1	6	1.91

### W8DETHN8 - DV: Ethnic group - 8 category census class

Type	Code
------	------

			Frequency
Valid	1	White	5,262
	2	Mixed	368
	3	Indian	518
	4	Pakistani	437
	5	Bangladeshi	365
	6	Black Caribbean	253
	7	Black African	307
	8	Other Ethnic Group	197
Missing	-9	Refused	
	-8	Insufficient information	
	-1	Not applicable	

Valid	Invalid	Minimum	Maximum	Mean
7707	0	1	8	2.12

### W8DETHN11 - DV: Ethnic group - 11 category census class

Type	Code
------	------

		Frequency
--	--	-----------

Valid	1	White	5,262
	2	Mixed	368
	3	Indian	518
	4	Pakistani	437
	5	Bangladeshi	365
	6	Other Asian	67
	7	Black Caribbean	253
	8	Black African	307
	9	Other Black	47
	10	Chinese	24
	11	Other Ethnic Group	59
Missing	-9	Refused	
	-8	Insufficient information	
	-1	Not applicable	

Valid	Invalid	Minimum	Maximum	Mean
7707	0	1	11	2.21

### W8DETHN15 - DV: Ethnic group - Detailed

Type	Code
------	------

			Frequency
Valid	1	White - British	5,154
	2	White - Irish	14
	3	Any other White background	94
	4	Mixed - White and Black Caribbean	181
	5	Mixed - White and Black African	43
	6	Mixed - White and Asian	78
	7	Any other mixed background	66
	8	Asian/Asian British - Indian	518
	9	Asian/Asian British - Pakistani	437
	10	Asian/Asian British - Bangladeshi	365
	11	Other other Asian background	67
	12	Black/Black British - Caribbean	253
	13	Black/Black British - African	307
	14	Any other Black background	47
	15	Chinese	24
	16	Any other background	59
Missing	-9	Refused	
	-8	Insufficient information	
	-1	Not applicable	

Valid	Invalid	Minimum	Maximum	Mean
7707	0	1	16	3.74

### W8DETHNP6 - DV: Ethnic group of CM's partner - 6 category census class

Type	Code
------	------

			Frequency
Valid	1	White	2,313
	2	Mixed	56
	3	Indian	68
	4	Pakistani and Bangladeshi	196
	5	Black or Black British	62
	6	Other Ethnic Group	65
Missing	-9	Refused	16
	-8	Insufficient information	
	-1	Not applicable	4,931

Valid	Invalid	Minimum	Maximum	Mean
2760	4947	1	6	1.49

### W8DETHNP8 - DV: Ethnic group of CM's partner - 8 category census class

Type	Code
------	------

			Frequency
Valid	1	White	2,313
	2	Mixed	56
	3	Indian	68
	4	Pakistani	117
	5	Bangladeshi	79
	6	Black Caribbean	31
	7	Black African	29
	8	Other Ethnic Group	67
Missing	-9	Refused	16
	-8	Insufficient information	
	-1	Not applicable	4,931

Valid	Invalid	Minimum	Maximum	Mean
2760	4947	1	8	1.6

### W8DETHNP11 - DV: Ethnic group of CM's partner - 11 category census class

Type	Code
------	------

			Frequency
Valid	1	White	2,313
	2	Mixed	56
	3	Indian	68
	4	Pakistani	117
	5	Bangladeshi	79
	6	Other Asian	10
	7	Black Caribbean	31
	8	Black African	29
	9	Other Black	2
	10	Chinese	7
	11	Other Ethnic Group	48
Missing	-9	Refused	16
	-8	Insufficient information	
	-1	Not applicable	4,931

Valid	Invalid	Minimum	Maximum	Mean
2760	4947	1	11	1.67

### 

Type	Code
------	------

			Frequency
Valid	1	White - British	2,218
	2	White - Irish	11
	3	Any other White background	84
	4	Mixed - White and Black Caribbean	19
	5	Mixed - White and Black African	5
	6	Mixed - White and Asian	16
	7	Any other mixed background	16
	8	Asian/Asian British - Indian	68
	9	Asian/Asian British - Pakistani	117
	10	Asian/Asian British - Bangladeshi	79
	11	Other other Asian background	10
	12	Black/Black British - Caribbean	31
	13	Black/Black British - African	29
	14	Any other Black background	2
	15	Chinese	7
	16	Any other background	48
Missing	-9	Refused	16
	-8	Insufficient information	
	-1	Not applicable	4,931

Valid	Invalid	Minimum	Maximum	Mean
2760	4947	1	16	2.52




 W8DRELIG7 - DV: Religion - 7 category

Type	Code
------	------

			Frequency
Valid	1	Christian	2,320
	2	Muslim	1,019
	3	Hindu	183
	4	Sikh	168
	5	Jewish	29
	6	Buddhist	14
	7	Other	54
	8	None	3,697
Missing	-9	Refused	27
	-8	Insufficient information	13
	-1	Not applicable	183

Valid	Invalid	Minimum	Maximum	Mean
7484	223	1	8	4.78

 W8DAUDIT - DV: Alcohol Use Disorders Identification Test Consumption (AUDIT-C) scale

Type	Code
------	------

			Frequency
Missing	-9	Refused	
	-8	Insufficient information	
	-1	Not applicable	279

Valid	Invalid	Minimum	Maximum	Mean
7428	279	0	12	3.21

 W8DCANEVER - DV: Whether CM has ever tried cannabis

Type	Code
------	------

			Frequency
Valid	1	Yes	3,772
	2	No	3,606
Missing	-9	Refused	
	-8	Insufficient information	329
	-1	Not applicable	

Valid	Invalid	Minimum	Maximum	Mean
7378	329	1	2	1.49

 W8DSEXEVER - DV: Whether CM has ever had sex

Type	Code
------	------

			Frequency
Valid	1	Yes	6,309
	2	No	852
Missing	-9	Refused	321
	-8	Not known	25
	-1	Not applicable	200

Valid	Invalid	Minimum	Maximum	Mean
7161	546	1	2	1.12

 W8DPREG - DV: Whether CM has ever been pregnant

Type	Code
------	------

			Frequency
Valid	1	Has been pregnant	1,514
	2	Has not been pregnant	2,767
Missing	-9	Refused	
	-8	Insufficient information	
	-1	Not applicable	3,426


Valid	Invalid	Minimum	Maximum	Mean
4281	3426	1	2	1.65

 W8DLOCUS - DV: Locus of control scale (Lefcourt,1991): overall score

Type	Code
------	------

			Frequency
Missing	-9	Refused	
	-8	Insufficient information	
	-1	Not applicable	323

Valid	Invalid	Minimum	Maximum	Mean
7384	323	4	16	9.05

 W8DGHQSC - DV: General Health Questionnaire (GHQ12) score  
(Goldberg & Williams,1988)

Type	Code
------	------

			Frequency
--	--	--	-----------

Missing	-9	Refused	
	-8	Insufficient information	
	-1	Not applicable	344

Valid	Invalid	Minimum	Maximum	Mean
7363	344	0	12	2.3