

Metadata Downloaded from



<https://discovery.closer.ac.uk/>

Licensed under the Non-Commercial Government Licence  
<http://www.nationalarchives.gov.uk/doc/non-commercial-government-licence/version/2/>

# Table of Contents

<a href="#">Growing and Changing (3) Boy</a>	4
<a href="#">Instrument Locations</a>	4
<a href="#">alspac_01_gac3_m</a>	4
<a href="#">s_intro_i</a>	4
<a href="#">s_intro_ii</a>	4
<a href="#">s_intro_iii</a>	4
<a href="#">s_intro_iv</a>	4
<a href="#">s_intro_v</a>	5
<a href="#">s_intro_vi</a>	5
<a href="#">s_intro_vii</a>	5
<a href="#">s_intro_viii</a>	5
<a href="#">s_intro_ix</a>	5
<a href="#">SECTION A</a>	6
<a href="#">qi_A1 - A1</a>	6
<a href="#">qi_A2 - A2</a>	6
<a href="#">qi_A3 - A3</a>	6
<a href="#">PHYSICAL DEVELOPMENT</a>	7
<a href="#">s_PhysDev_i</a>	7
<a href="#">s_PhysDev_ii</a>	7
<a href="#">s_PhysDev_iii</a>	7
<a href="#">qi_PhysDev_i - PhysDev i</a>	8
<a href="#">SECTION B</a>	8
<a href="#">s_PhysDev_iv</a>	8
<a href="#">qi_PhysDev_ii - PhysDev ii</a>	8
<a href="#">External Aids</a>	9
<a href="#">image</a>	9
<a href="#">SECTION C</a>	9
<a href="#">s_PhysDev_v</a>	9
<a href="#">s_PhysDev_vi</a>	9
<a href="#">qi_PhysDev_iii - PhysDev iii</a>	9
<a href="#">External Aids</a>	10
<a href="#">image</a>	10
<a href="#">SECTION D</a>	10
<a href="#">qi_D1 - D1</a>	10
<a href="#">qi_D2 - D2</a>	11
<a href="#">SECTION E</a>	11
<a href="#">qi_E1_a - E1 a</a>	11

<a href="#">qj_E1_b - E1 b</a> .....	11
<a href="#">qj_E1_c - E1 c</a> .....	12
<a href="#">qj_E2 - E2</a> .....	12
<a href="#">qj_E3 - E3</a> .....	12
<a href="#">s_outro_i</a> .....	13
<a href="#">qj_outro_i - outro i</a> .....	13
<a href="#">s_outro_ii</a> .....	13
<a href="#">s_outro_iii</a> .....	13

 Growing and Changing (3) Boy
**closer:sourceFileName**

alspac\_01\_gac3\_m

## Instrument Locations

- [https://discovery.closer.ac.uk/files/instruments/alspac\\_01\\_gac3\\_m-1a46bd28baeb171a0a1faf7698c01532.pdf](https://discovery.closer.ac.uk/files/instruments/alspac_01_gac3_m-1a46bd28baeb171a0a1faf7698c01532.pdf)

## alspac\_01\_gac3\_m

Label	Location
alspac_01_gac3_m	Sequence
Type	Order
Sequence	InOrderOfAppearance

 s\_intro\_i

Name	Location
s_intro_i	Sequence › alspac_01_gac3_m
Type	
Statement	

**Statement Text**

Parent/Son Questionnaire

 s\_intro\_ii

Name	Location
s_intro_ii	Sequence › alspac_01_gac3_m
Type	
Statement	

**Statement Text**

GROWING AND CHANGING (3)

 s\_intro\_iii

Name	Location
s_intro_iii	Sequence › alspac_01_gac3_m
Type	
Statement	

**Statement Text**


There are important changes to a boy's body that can happen as early as 6 or as late as 20.

 s\_intro\_iv

Name s_intro_iv	Location Sequence › alspac_01_gac3_m
Type Statement	


**Statement Text**

At this time in life we have some questions we need to ask and which we would appreciate hearing about.

 s_intro_v	
Name s_intro_v	Location Sequence › alspac_01_gac3_m
Type Statement	


**Statement Text**

This questionnaire can be filled in by either parent or son.

 s_intro_vi	
Name s_intro_vi	Location Sequence › alspac_01_gac3_m
Type Statement	


**Statement Text**

As always, if you don't want to answer a question, put a line through it.

 s_intro_vii	
Name s_intro_vii	Location Sequence › alspac_01_gac3_m
Type Statement	


**Statement Text**

Your answers will of course be kept in confidence and not attached to your name.

 s_intro_viii	
Name s_intro_viii	Location Sequence › alspac_01_gac3_m
Type Statement	

**Statement Text**

If you can only answer some of the questions please send those back.

 s_intro_ix	
Name s_intro_ix	Location Sequence › alspac_01_gac3_m


Type Statement	
-------------------	--

**Statement Text**

THANK YOU VERY MUCH FOR YOUR HELP.

## SECTION A

Label SECTION A	Location Sequence › alspac_01_gac3_m
Type Sequence	Order InOrderOfAppearance

 qi\_A1 - A1


Name qi_A1	Label A1	Location Sequence › alspac_01_gac3_m › SECTION A
Type Integer, Integer, Integer, Integer	Low 0	High

**Question**

What is your son's height (without shoes)? ... feet ... inches OR ... metres ... centimetres

**Instructions**

The best way to measure height is to ask your son to stand barefoot as straight as possible against a wall, to make a mark on the wall at the highest point on the child's head, and to measure the distance from the mark to the floor.

 qi\_A2 - A2

Name qi_A2	Label A2	Location Sequence › alspac_01_gac3_m › SECTION A
Type Integer, Integer, Integer	Low 0	High

**Question**

What is your son's weight (without shoes)? ... stones ... pounds OR ... kilos

**Instructions**

Please fill in using kilos or stones.

 qi\_A3 - A3

Name qi_A3	Label A3	Location Sequence › alspac_01_gac3_m › SECTION A
Type Multiple Choice	Selection Type SelectOne	Display Style

**Question**

In the past month, what was the average number of times that your son participated in vigorous physical activity (such as running, football, swimming, athletics)?

#### Choices

1	none
2	less than once a week
3	1-3 times a week
4	4-6 times a week
5	daily

### PHYSICAL DEVELOPMENT

Label	Location
PHYSICAL DEVELOPMENT	Sequence › alspac_01_gac3_m
Type	Order
Sequence	InOrderOfAppearance

#### s\_PhysDev\_i

Name	Location
s_PhysDev_i	Sequence › alspac_01_gac3_m › PHYSICAL DEVELOPMENT
Type	
Statement	

#### Statement Text

We would like to assess the stage of your son's physical development using the drawings on the next pages. These indicate various stages of puberty commonly used by doctors to assess the growth and development of boys.

#### s\_PhysDev\_ii

Name	Location
s_PhysDev_ii	Sequence › alspac_01_gac3_m › PHYSICAL DEVELOPMENT
Type	
Statement	

#### Statement Text

We need to know which drawings most closely match your son's stage of development at the moment.

#### s\_PhysDev\_iii

Name	Location
s_PhysDev_iii	Sequence › alspac_01_gac3_m › PHYSICAL DEVELOPMENT
Type	
Statement	

#### Statement Text

Not all children follow the same pattern of development. Just pick the stage that is closest, based on both the picture and the description.

### qi\_PhysDev\_i - PhysDev i

Name qi_PhysDev_i	Label PhysDev i	Location Sequence › alspac_01_gac3_m › PHYSICAL DEVELOPMENT
Type Text	Minimum Length	Maximum Length

#### Question

If there are any additional comments about your son's physical growth and development that you would like to make, then please do so here:

### SECTION B

Label SECTION B	Location Sequence › alspac_01_gac3_m › PHYSICAL DEVELOPMENT
Type Sequence	Order InOrderOfAppearance

### s\_PhysDev\_iv

Name s_PhysDev_iv	Location Sequence › alspac_01_gac3_m › PHYSICAL DEVELOPMENT › SECTION B
Type Statement	

#### Statement Text

Boys go through the various stages of physical development at different ages. Some start as early as 6, others not until they are 16. We need your help in letting us know what stage your son is at. Please look at each of the drawings. It is also important to read the descriptions.

### qi\_PhysDev\_ii - PhysDev ii

Name qi_PhysDev_ii	Label PhysDev ii	Location Sequence › alspac_01_gac3_m › PHYSICAL DEVELOPMENT › SECTION B
Type Multiple Choice	Selection Type SelectOne	Display Style

#### Question

Put a tick in the box that is closest to your son's current stage.

#### Choices

1	The size and shape of the testes, scrotum (the sac holding the testes) and penis are about the same as when he was younger.
---	---



2	The penis is a little bit bigger. The scrotum has dropped and the skin of the scrotum has changed. The testes are bigger.
3	The penis has grown longer, the testes have grown and dropped lower.
4	The penis is longer and wider. The head of the penis is bigger, the scrotum is a darker colour and bigger. The testes are bigger.
5	The penis, scrotum and testes are the size and shape of a man's.
6	Not sure

## External Aids

image

- [https://discovery.closer.ac.uk/external\\_aids/alspac\\_01\\_gac3\\_m/qc\\_physdev\\_ii.PNG](https://discovery.closer.ac.uk/external_aids/alspac_01_gac3_m/qc_physdev_ii.PNG)

## SECTION C

Label	Location
SECTION C	Sequence › alspac_01_gac3_m › PHYSICAL DEVELOPMENT
Type	Order
Sequence	InOrderOfAppearance



s\_PhysDev\_v

Name	Location
s_PhysDev_v	Sequence › alspac_01_gac3_m › PHYSICAL DEVELOPMENT › SECTION C
Type	
Statement	

### Statement Text

As part of development, at some stage hair will start to grow just above the penis.



s\_PhysDev\_vi

Name	Location
s_PhysDev_vi	Sequence › alspac_01_gac3_m › PHYSICAL DEVELOPMENT › SECTION C
Type	
Statement	

### Statement Text

Please look at each of the drawings. It is also important to read the descriptions.



qi\_PhysDev\_iii - PhysDev iii

Name qi_PhysDev_iii	Label PhysDev iii	Location Sequence › alspac_01_gac3_m › PHYSICAL DEVELOPMENT › SECTION C
Type Multiple Choice	Selection Type SelectOne	Display Style

**Question**

Put a tick in the box that is closest to the amount of pubic hair that your son has.

**Choices**

1	There is no hair at all.
2	There is a little soft, long, lightly coloured hair at the base of the penis. It may be straight or a little curly
3	The hair is darker and more curled. It has spread out and thinly covers a bigger area
4	The hair is as dark and curly as that of a man, but it hasn't spread out to the legs.
5	The hair is like that of a man. It has spread out to the legs.
6	Not sure

## External Aids

image

- [https://discovery.closer.ac.uk/external\\_aids/alspac\\_01\\_gac3\\_m/qc\\_physdev\\_iii.PNG](https://discovery.closer.ac.uk/external_aids/alspac_01_gac3_m/qc_physdev_iii.PNG)

## SECTION D

Label SECTION D	Location Sequence › alspac_01_gac3_m
Type Sequence	Order InOrderOfAppearance

 qi\_D1 - D1

Name qi_D1	Label D1	Location Sequence › alspac_01_gac3_m › SECTION D
Type Multiple Choice	Selection Type SelectOne	Display Style

**Question**

Has your son's voice changed at all?

**Choices**

1	no it is the same
---	-------------------

2	yes, occasionally it is a lot lower
3	yes, it has now changed totally
4	not sure

### qi\_D2 - D2

Name qi_D2	Label D2	Location Sequence › alspac_01_gac3_m › SECTION D
Type Multiple Choice	Selection Type SelectOne	Display Style

#### Question

Has he started to have hair growing in the armpits?

#### Choices

1	Yes
2	No

### SECTION E

Label SECTION E	Location Sequence › alspac_01_gac3_m
Type Sequence	Order InOrderOfAppearance

### qi\_E1\_a - E1 a

Name qi_E1_a	Label E1 a	Location Sequence › alspac_01_gac3_m › SECTION E
Type Multiple Choice	Selection Type SelectUpToN (1)	Display Style

#### Question

This questionnaire was completed by: parent

#### Instructions

(tick all that apply)

#### Choices

1	Yes
---	-----

### qi\_E1\_b - E1 b

Name qi_E1_b	Label E1 b	Location Sequence › alspac_01_gac3_m › SECTION E
-----------------	---------------	--

Type Multiple Choice	Selection Type SelectUpToN (1)	Display Style
-------------------------	-----------------------------------	---------------

**Question**


This questionnaire was completed by: son

**Instructions**

(tick all that apply)

**Choices**

1	Yes
---	-----

 qi\_E1\_c - E1 c

Name qi_E1_c	Label E1 c	Location Sequence › alspac_01_gac3_m › SECTION E
Type Multiple Choice, Text	Selection Type SelectUpToN (1)	Display Style

**Question**


This questionnaire was completed by: other (please tick and describe)

**Instructions**

(tick all that apply)

**Choices**

1	Yes
---	-----

 qi\_E2 - E2

Name qi_E2	Label E2	Location Sequence › alspac_01_gac3_m › SECTION E
Type Date		

**Question**


Please give the date on which you completed this questionnaire:

 qi\_E3 - E3

Name qi_E3	Label E3	Location Sequence › alspac_01_gac3_m › SECTION E
Type Date		

**Question**

Please give the date of birth of your son:

 s\_outro\_i

Name	Location
s_outro_i	Sequence › alspac_01_gac3_m
Type	
Statement	

**Statement Text**


THANK YOU VERY MUCH FOR YOUR HELP

 qi\_outro\_i - outro i

Name	Label	Location
qi_outro_i	outro i	Sequence › alspac_01_gac3_m
Type	Minimum Length	Maximum Length
Text		

**Question**


Space for any additional comments you would like to make

 s\_outro\_ii

Name	Location
s_outro_ii	Sequence › alspac_01_gac3_m
Type	
Statement	

**Statement Text**

Please remember we cannot reply to any comment unless you sign it.

 s\_outro\_iii

Name	Location
s_outro_iii	Sequence › alspac_01_gac3_m
Type	
Statement	

**Statement Text**

When completed, please return the questionnaire to: Professor Jean Golding Children of the Nineties - ALSPAC Institute of Child Health